



**Maryland
Department of Agriculture**

Office of the Secretary

Wes Moore, Governor

Aruna Miller, Lt. Governor

Kevin M. Atticks, Secretary

Steven A. Connelly, Deputy Secretary

Maryland Young Farmers Advisory Board

Agriculture | *Maryland's Leading Industry*
mda.maryland.gov

The Wayne A. Cawley, Jr. Building
50 Harry S Truman Parkway
Annapolis, Maryland 21401

410-841-5882 Baltimore/Washington
410-841-5914 Fax

2025 Maryland Young Farmers Survey Supplemental Analysis

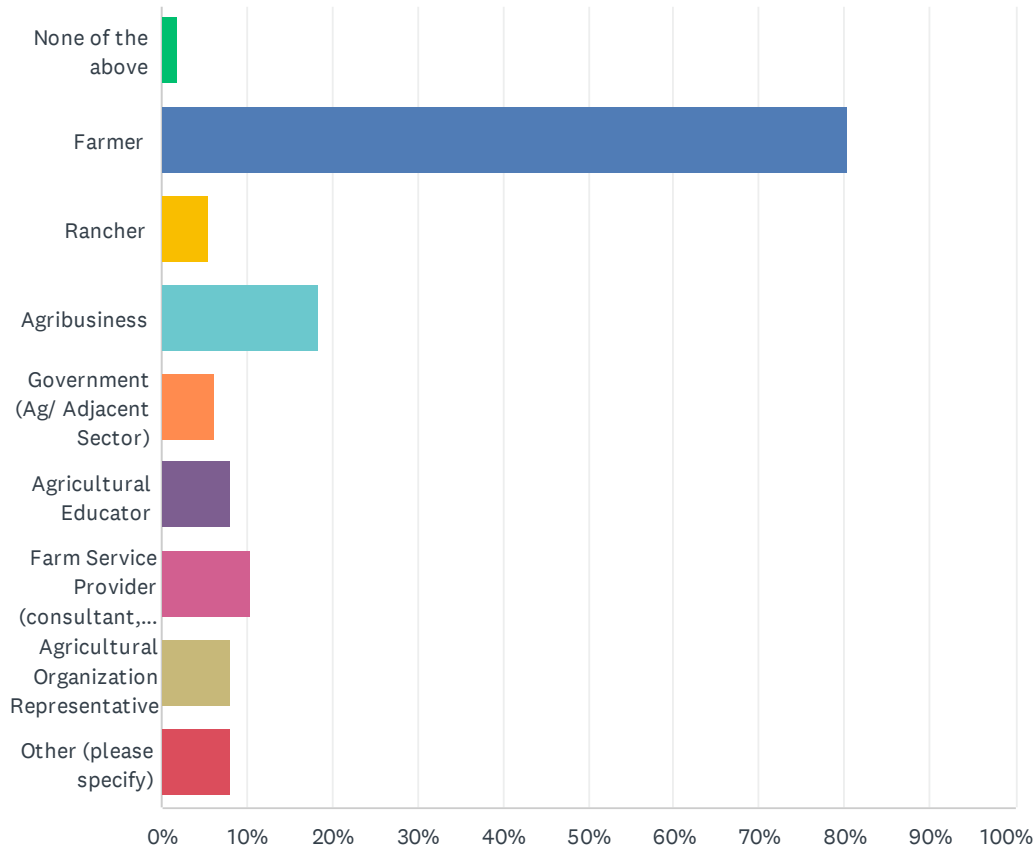
Full Survey – Data Summaries

*This document includes summaries of all data points from the 2025 Maryland Young Farmers Survey, but
no data from open-ended questions.*

Questions containing personally identifiable information have been removed from the document.

Q1 How do you define your involvement in Maryland Agriculture? (Select all that apply):

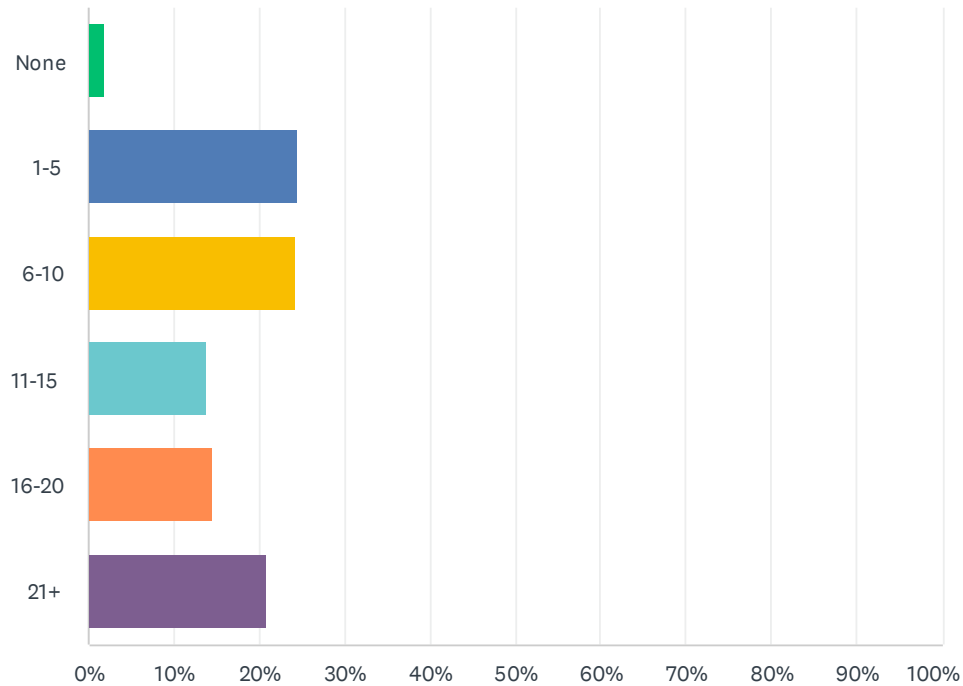
Answered: 532 Skipped: 2



ANSWER CHOICES	RESPONSES	
None of the above	1.88%	10
Farmer	80.45%	428
Rancher	5.64%	30
Agribusiness	18.23%	97
Government (Ag/ Adjacent Sector)	6.20%	33
Agricultural Educator	8.08%	43
Farm Service Provider (consultant, ag mechanic, etc.)	10.53%	56
Agricultural Organization Representative	8.08%	43
Other (please specify)	8.08%	43
Total Respondents: 532		

Q2 How many years of experience do you have in the agricultural industry? (actively engaged on a farm, as a principal operator, or within your field of work)

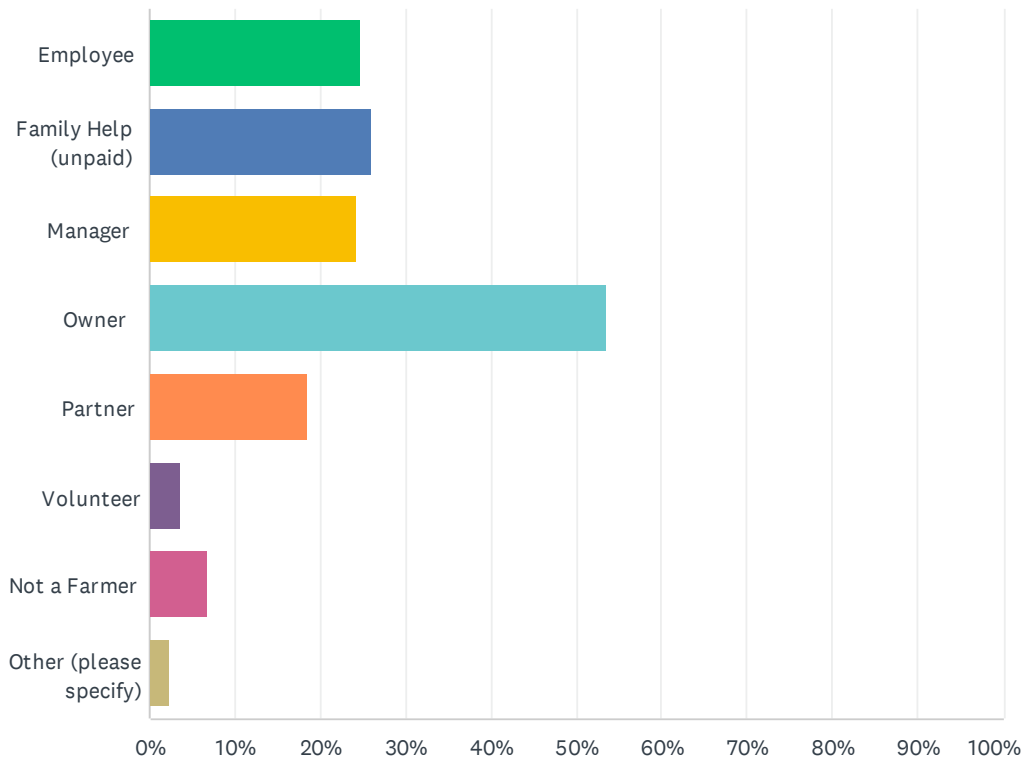
Answered: 533 Skipped: 1



ANSWER CHOICES	RESPONSES	
None	1.88%	10
1-5	24.58%	131
6-10	24.39%	130
11-15	13.88%	74
16-20	14.45%	77
21+	20.83%	111
TOTAL		533

Q3 What is your role/position on the farm? (Select all that apply):

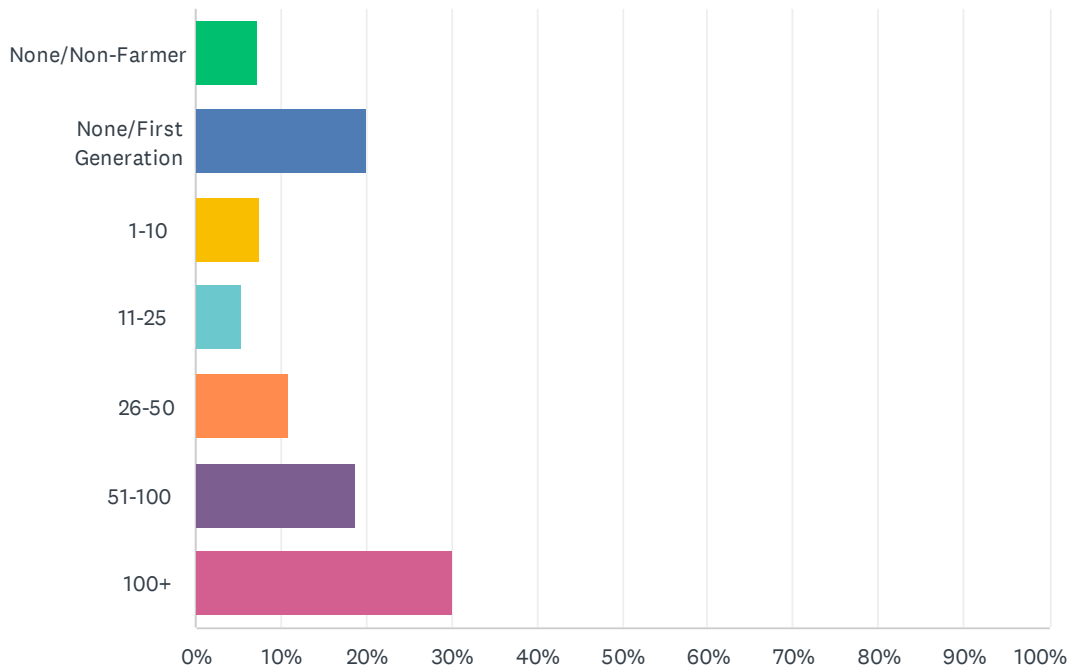
Answered: 533 Skipped: 1



ANSWER CHOICES	RESPONSES	
Employee	24.77%	132
Family Help (unpaid)	26.08%	139
Manager	24.20%	129
Owner	53.47%	285
Partner	18.57%	99
Volunteer	3.56%	19
Not a Farmer	6.75%	36
Other (please specify)	2.25%	12
Total Respondents: 533		

Q4 How many years has your family been farming?

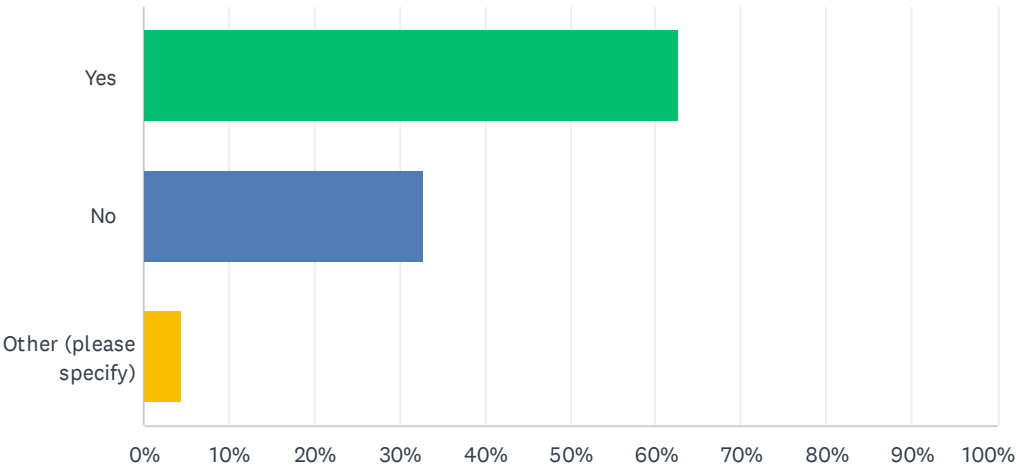
Answered: 534 Skipped: 0



ANSWER CHOICES	RESPONSES	
None/Non-Farmer	7.30%	39
None/First Generation	20.04%	107
1-10	7.49%	40
11-25	5.43%	29
26-50	10.86%	58
51-100	18.73%	100
100+	30.15%	161
TOTAL		534

Q5 Did you grow up on a farm?

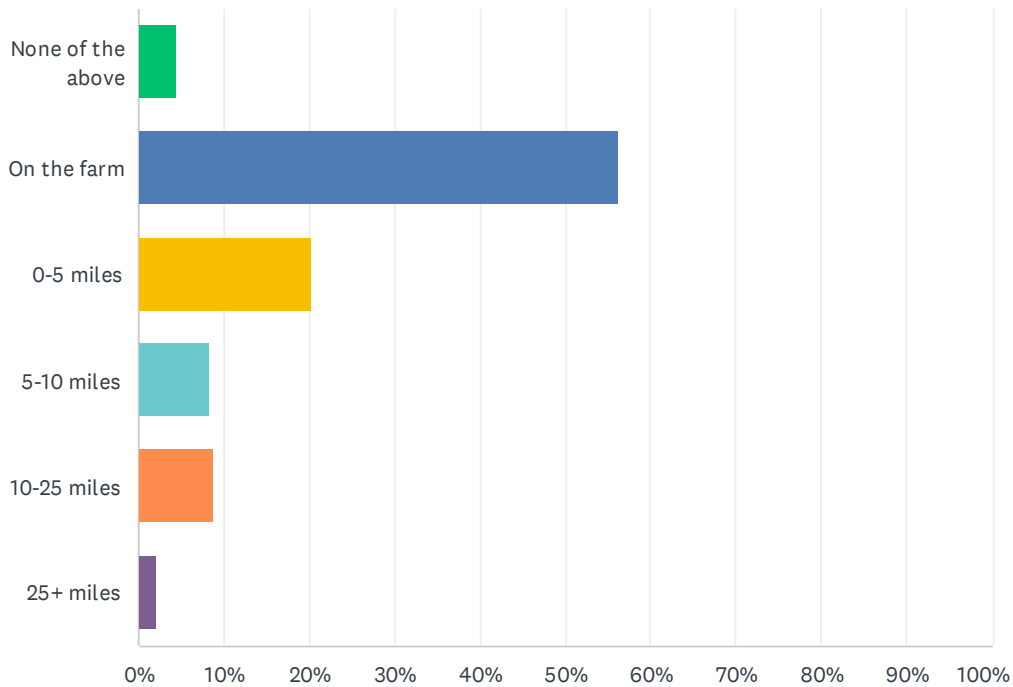
Answered: 533 Skipped: 1



ANSWER CHOICES		RESPONSES	
Yes		62.66%	334
No		32.83%	175
Other (please specify)		4.50%	24
TOTAL			533

Q6 Where do you live in relation to your ag operation? (Distance in miles)

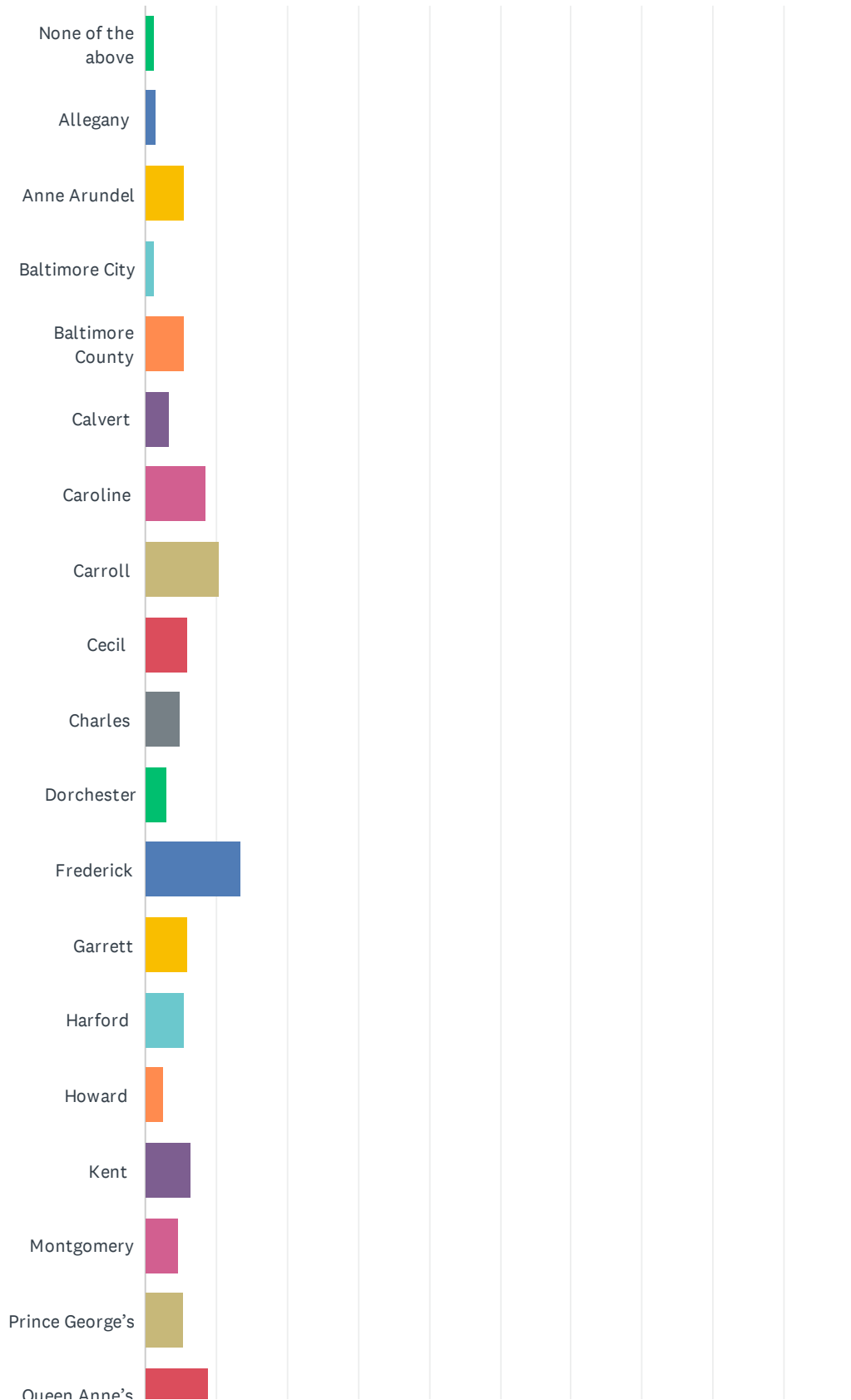
Answered: 532 Skipped: 2



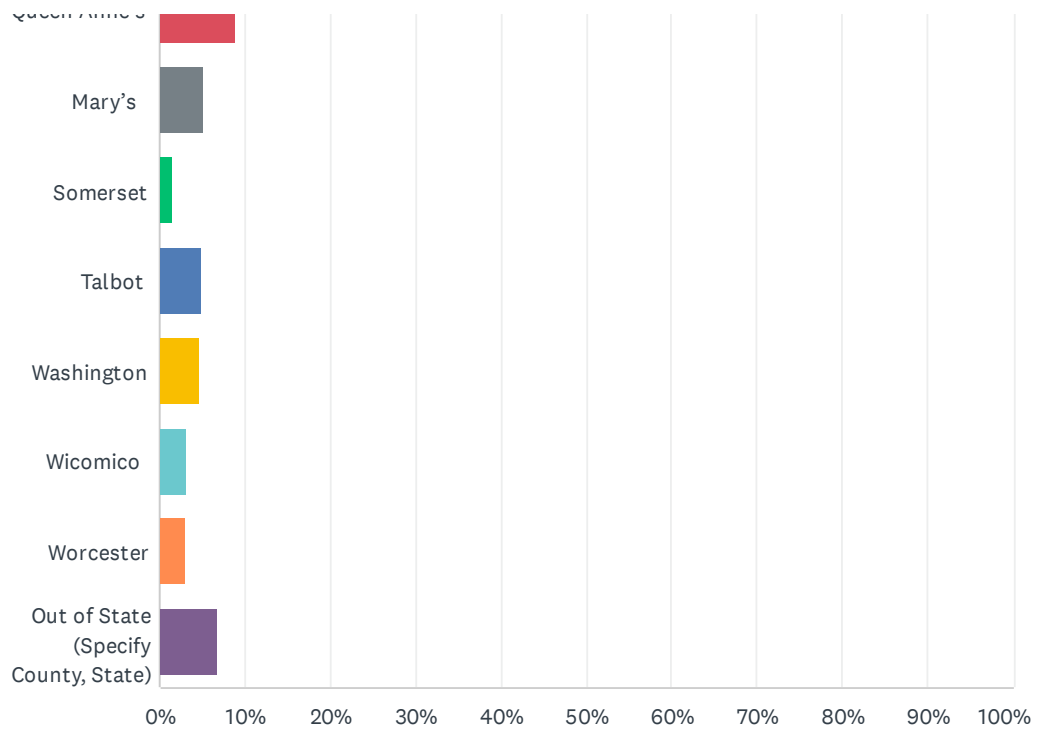
ANSWER CHOICES	RESPONSES	
None of the above	4.51%	24
On the farm	56.20%	299
0-5 miles	20.30%	108
5-10 miles	8.27%	44
10-25 miles	8.65%	46
25+ miles	2.07%	11
TOTAL		532

Q7 In what counties is your ag business located? (Select all that apply):

Answered: 532 Skipped: 2



Maryland Young Farmers Survey 2024

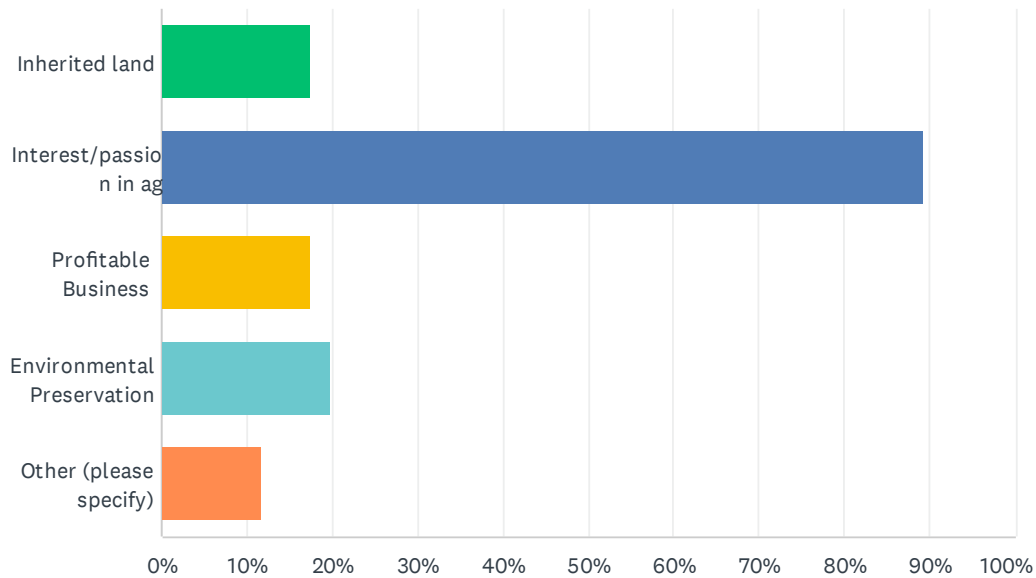


Maryland Young Farmers Survey 2024

ANSWER CHOICES	RESPONSES	
None of the above	1.32%	7
Allegany	1.50%	8
Anne Arundel	5.64%	30
Baltimore City	1.32%	7
Baltimore County	5.45%	29
Calvert	3.38%	18
Caroline	8.46%	45
Carroll	10.53%	56
Cecil	6.02%	32
Charles	4.89%	26
Dorchester	3.01%	16
Frederick	13.53%	72
Garrett	6.02%	32
Harford	5.45%	29
Howard	2.63%	14
Kent	6.39%	34
Montgomery	4.70%	25
Prince George's	5.26%	28
Queen Anne's	9.02%	48
Mary's	5.08%	27
Somerset	1.50%	8
Talbot	4.89%	26
Washington	4.70%	25
Wicomico	3.20%	17
Worcester	3.01%	16
Out of State (Specify County, State)	6.77%	36
Total Respondents: 532		

Q8 What motivated you to continue/ start farming? (Select all that apply):

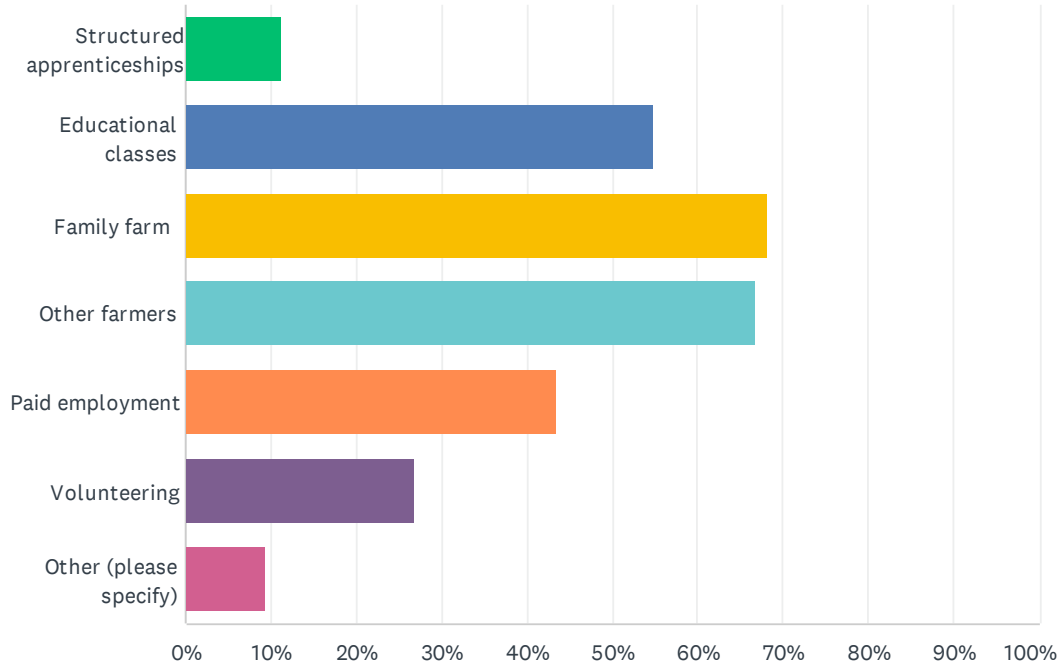
Answered: 527 Skipped: 7



ANSWER CHOICES	RESPONSES	
Inherited land	17.46%	92
Interest/passion in ag	89.37%	471
Profitable Business	17.46%	92
Environmental Preservation	19.92%	105
Other (please specify)	11.76%	62
Total Respondents: 527		

Q9 In what ways have you gained farming experience? (Select all that apply):

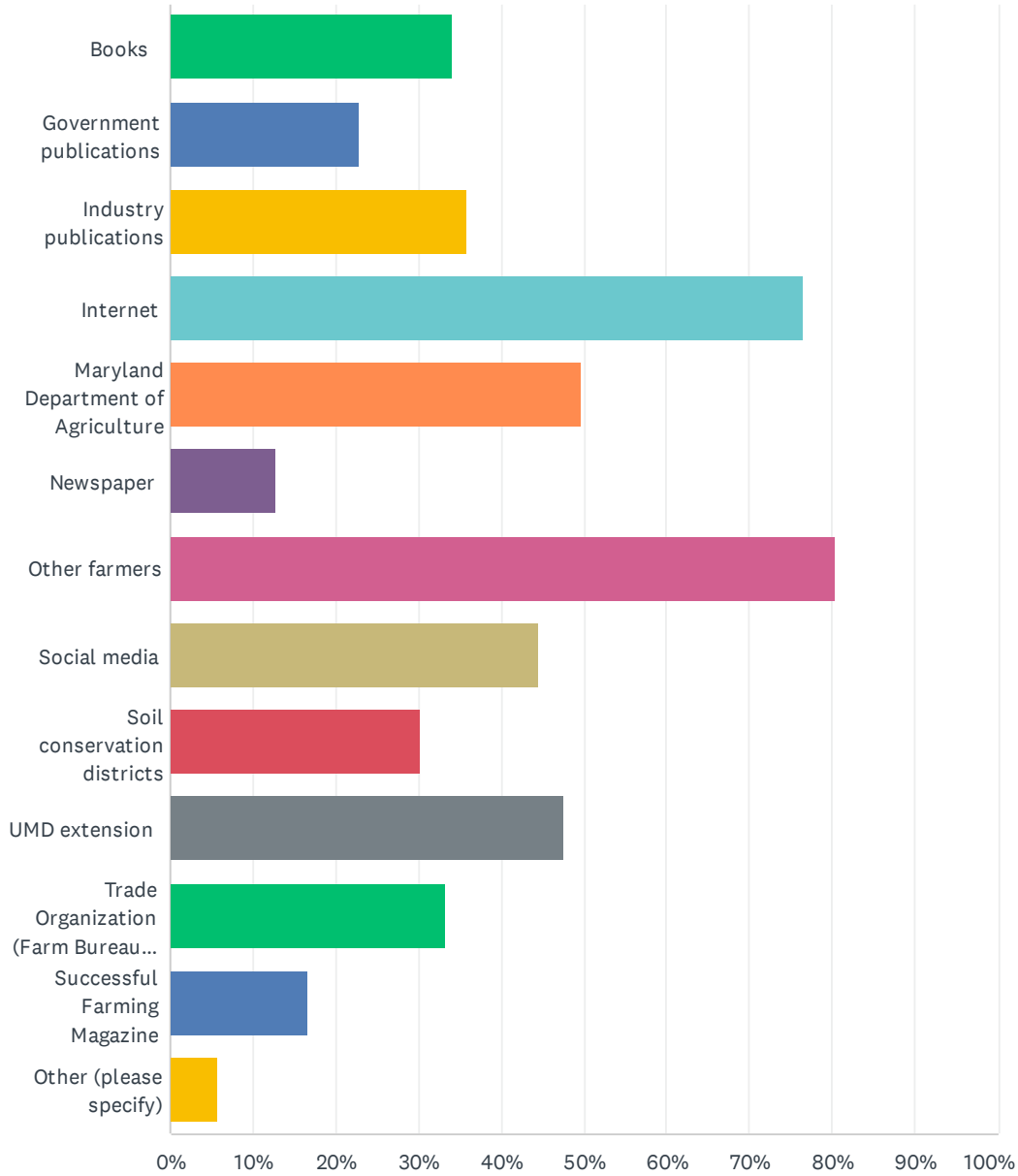
Answered: 527 Skipped: 7



ANSWER CHOICES	RESPONSES	
Structured apprenticeships	11.39%	60
Educational classes	54.84%	289
Family farm	68.31%	360
Other farmers	66.79%	352
Paid employment	43.45%	229
Volunteering	26.94%	142
Other (please specify)	9.30%	49
Total Respondents: 527		

Q10 What sources do you use when you need information regarding farming? (Select all that apply):

Answered: 530 Skipped: 4

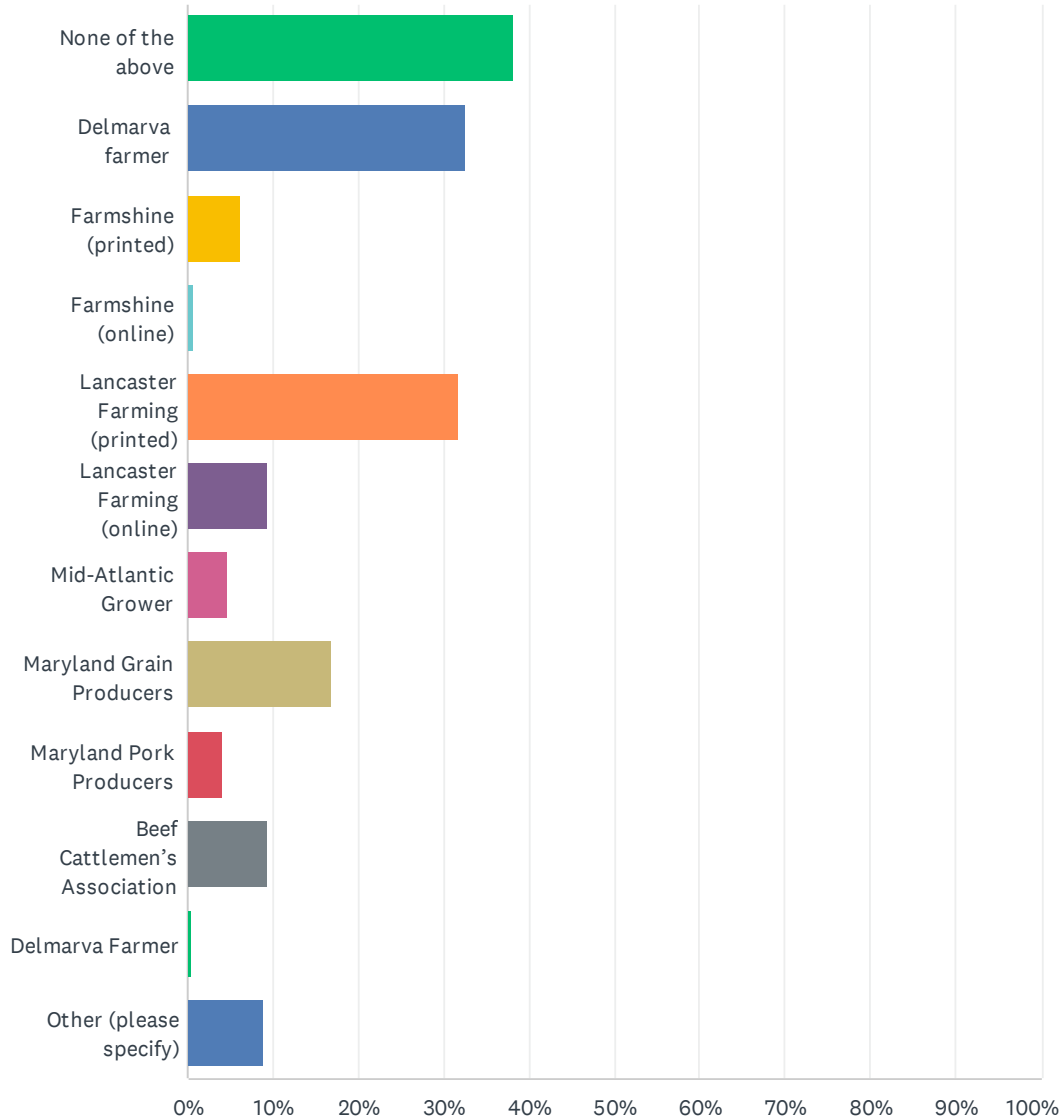


Maryland Young Farmers Survey 2024

ANSWER CHOICES	RESPONSES	
Books	34.15%	181
Government publications	22.83%	121
Industry publications	35.85%	190
Internet	76.60%	406
Maryland Department of Agriculture	49.62%	263
Newspaper	12.83%	68
Other farmers	80.38%	426
Social media	44.53%	236
Soil conservation districts	30.38%	161
UMD extension	47.55%	252
Trade Organization (Farm Bureau, Corn Growers Assn., etc.)	33.21%	176
Successful Farming Magazine	16.60%	88
Other (please specify)	5.66%	30
Total Respondents: 530		

Q11 Do you subscribe to any online farming/ag publications? (Select all that apply):

Answered: 492 Skipped: 42

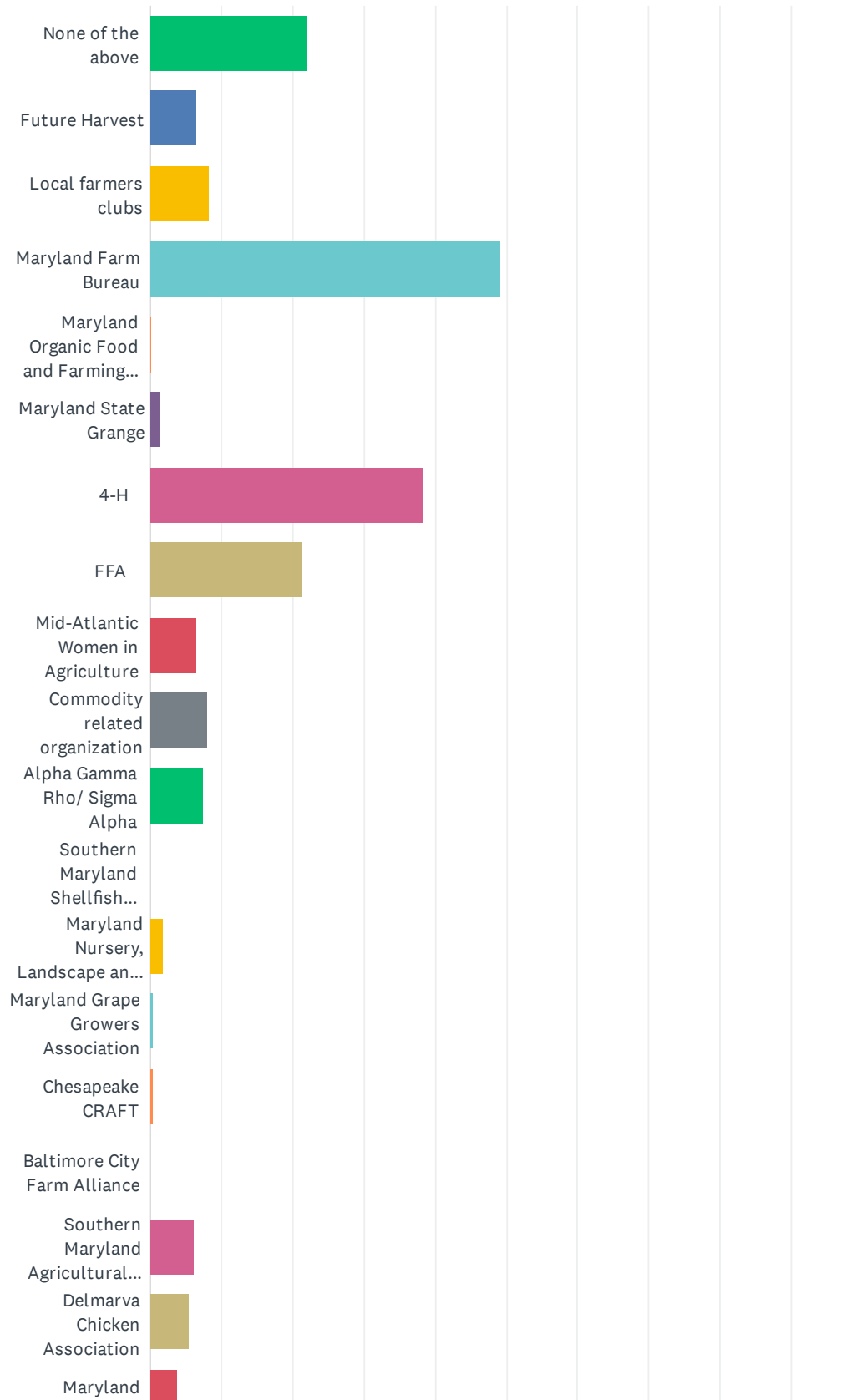


Maryland Young Farmers Survey 2024

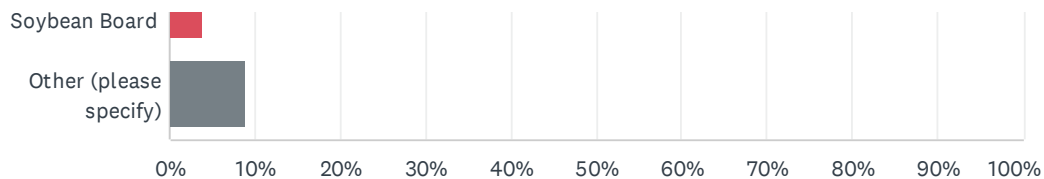
ANSWER CHOICES	RESPONSES	
None of the above	38.21%	188
Delmarva farmer	32.72%	161
Farmshine (printed)	6.10%	30
Farmshine (online)	0.61%	3
Lancaster Farming (printed)	31.71%	156
Lancaster Farming (online)	9.35%	46
Mid-Atlantic Grower	4.67%	23
Maryland Grain Producers	16.87%	83
Maryland Pork Producers	4.07%	20
Beef Cattlemen's Association	9.35%	46
Delmarva Farmer	0.41%	2
Other (please specify)	8.94%	44
Total Respondents: 492		

Q12 With what ag organizations are you affiliated? (Select all that apply):

Answered: 510 Skipped: 24



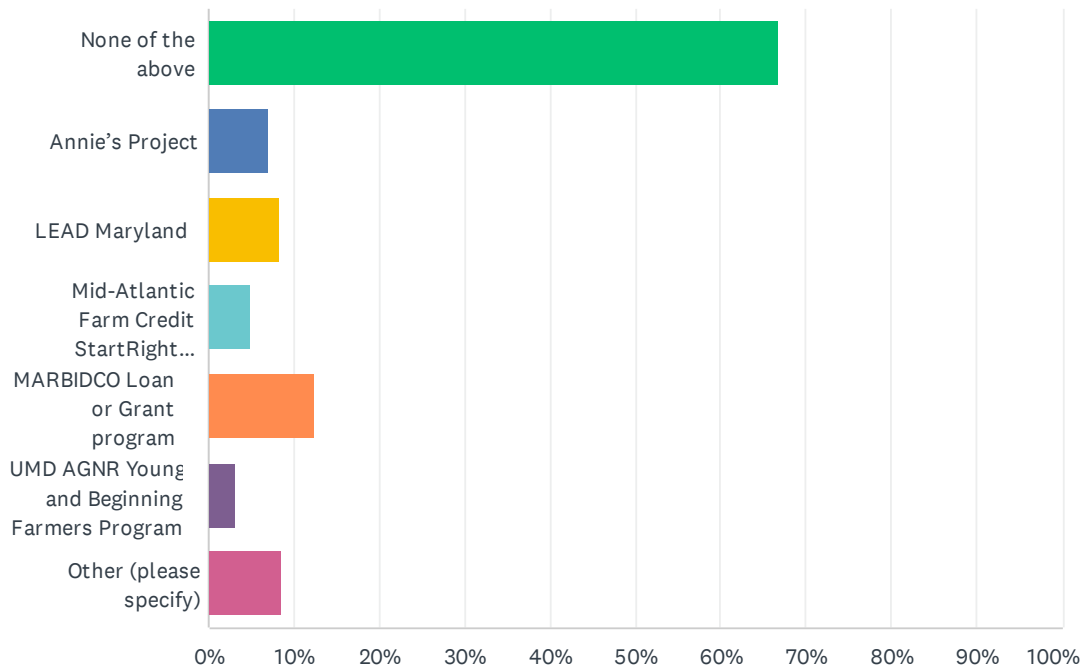
Maryland Young Farmers Survey 2024



ANSWER CHOICES	RESPONSES	
None of the above	22.16%	113
Future Harvest	6.67%	34
Local farmers clubs	8.24%	42
Maryland Farm Bureau	49.22%	251
Maryland Organic Food and Farming Association	0.20%	1
Maryland State Grange	1.57%	8
4-H	38.43%	196
FFA	21.37%	109
Mid-Atlantic Women in Agriculture	6.67%	34
Commodity related organization	8.04%	41
Alpha Gamma Rho/ Sigma Alpha	7.45%	38
Southern Maryland Shellfish Growers Association	0.00%	0
Maryland Nursery, Landscape and Greenhouse Association	1.96%	10
Maryland Grape Growers Association	0.39%	2
Chesapeake CRAFT	0.39%	2
Baltimore City Farm Alliance	0.00%	0
Southern Maryland Agricultural Development Commission	6.08%	31
Delmarva Chicken Association	5.49%	28
Maryland Soybean Board	3.92%	20
Other (please specify)	9.02%	46
Total Respondents: 510		

Q13 In what ag programs have you participated? (Select all that apply):

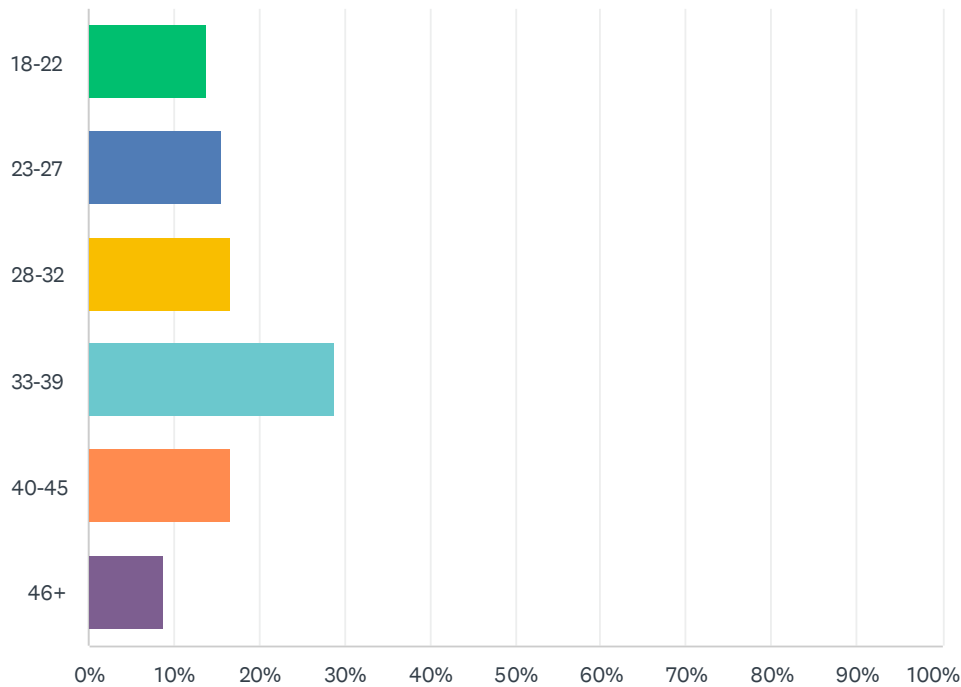
Answered: 429 Skipped: 105



ANSWER CHOICES	RESPONSES	
None of the above	66.67%	286
Annie's Project	6.99%	30
LEAD Maryland	8.39%	36
Mid-Atlantic Farm Credit StartRight Program	4.90%	21
MARBIDCO Loan or Grant program	12.35%	53
UMD AGNR Young and Beginning Farmers Program	3.26%	14
Other (please specify)	8.62%	37
Total Respondents: 429		

Q14 What is your age:

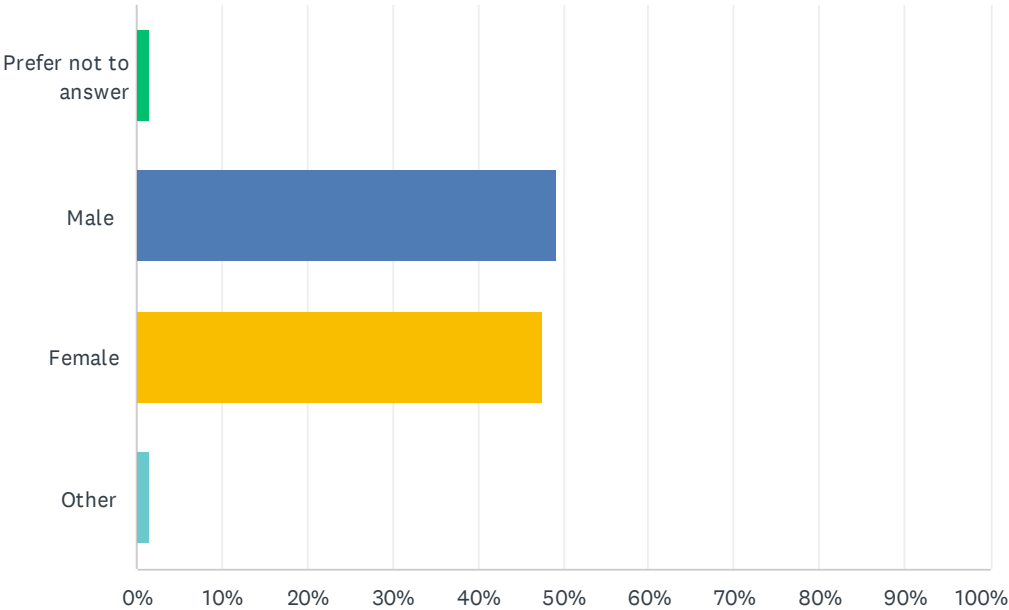
Answered: 530 Skipped: 4



ANSWER CHOICES	RESPONSES	
18-22	13.77%	73
23-27	15.66%	83
28-32	16.60%	88
33-39	28.68%	152
40-45	16.60%	88
46+	8.68%	46
TOTAL		530

Q15 What is your gender:

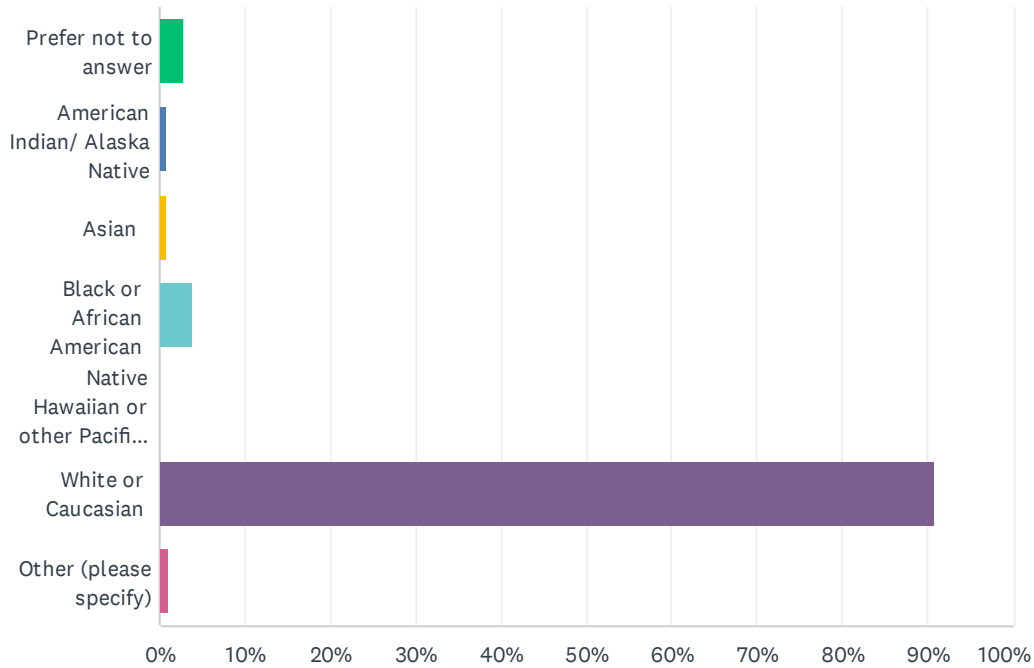
Answered: 529 Skipped: 5



ANSWER CHOICES	RESPONSES	
Prefer not to answer	1.51%	8
Male	49.34%	261
Female	47.64%	252
Other	1.51%	8
TOTAL		529

Q16 Please specify your race

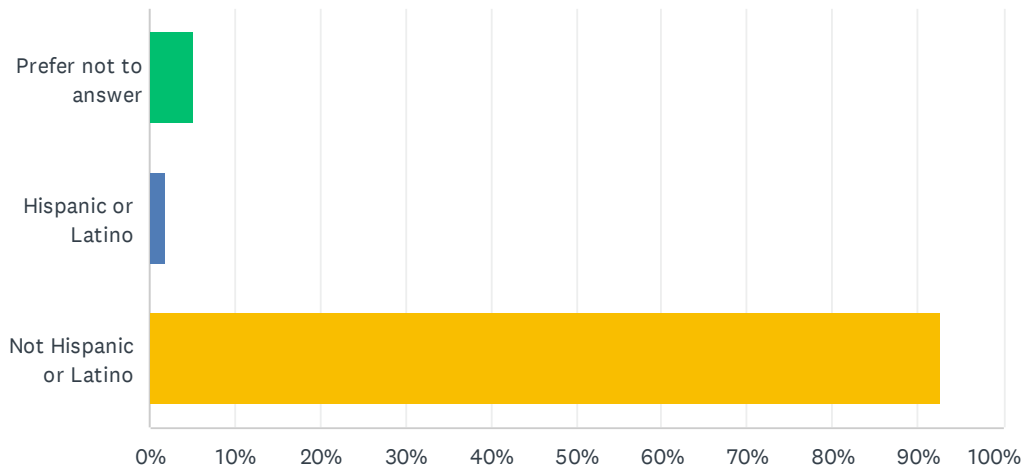
Answered: 529 Skipped: 5



ANSWER CHOICES	RESPONSES	
Prefer not to answer	2.84%	15
American Indian/ Alaska Native	0.76%	4
Asian	0.76%	4
Black or African American	3.78%	20
Native Hawaiian or other Pacific Islander	0.00%	0
White or Caucasian	90.74%	480
Other (please specify)	1.13%	6
TOTAL		529

Q17 Please specify your ethnicity:

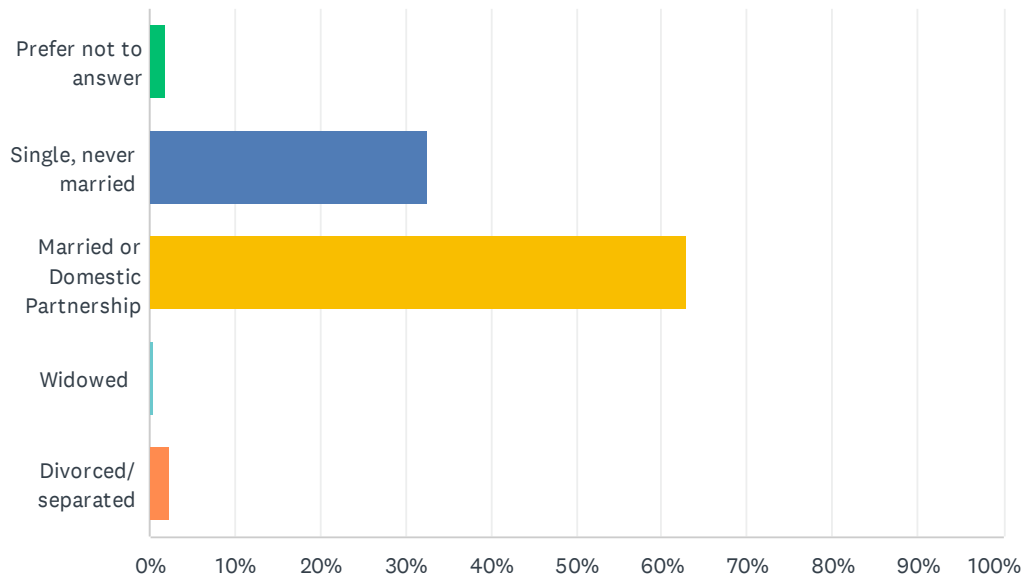
Answered: 517 Skipped: 17



ANSWER CHOICES		RESPONSES	
Prefer not to answer		5.22%	27
Hispanic or Latino		1.93%	10
Not Hispanic or Latino		92.84%	480
TOTAL			517

Q18 Marital Status?

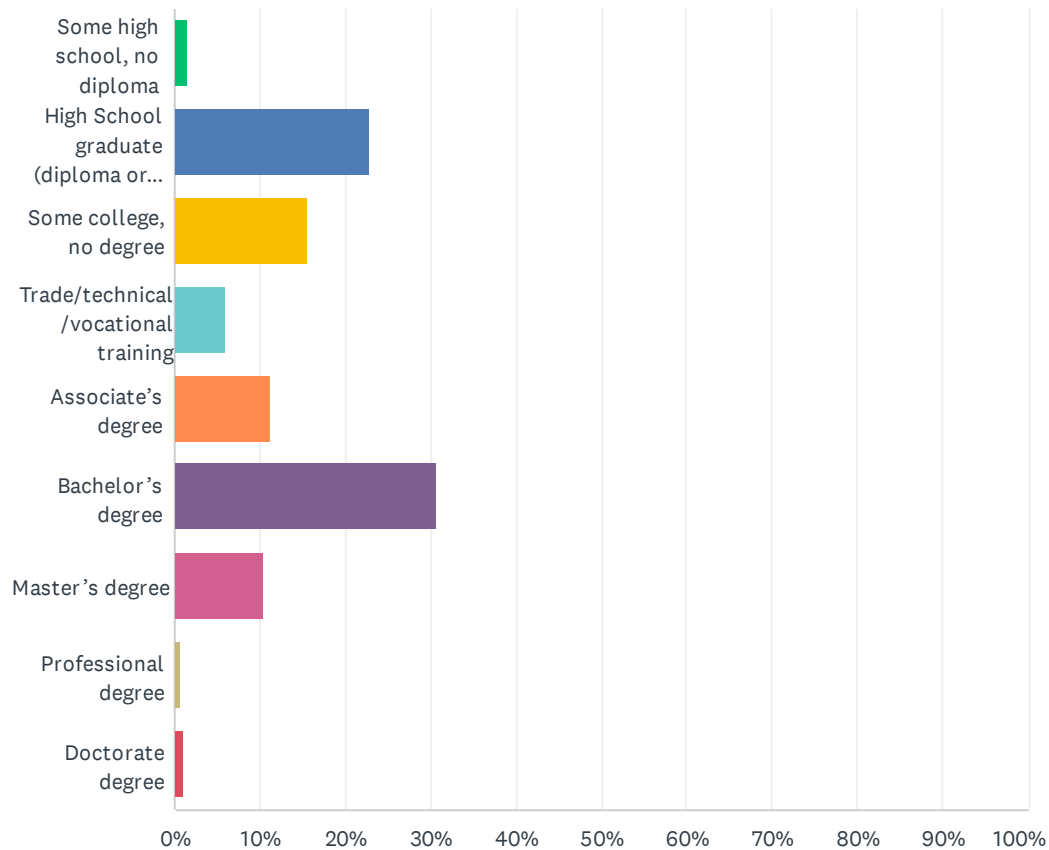
Answered: 530 Skipped: 4



ANSWER CHOICES	RESPONSES	
Prefer not to answer	1.89%	10
Single, never married	32.64%	173
Married or Domestic Partnership	62.83%	333
Widowed	0.38%	2
Divorced/ separated	2.26%	12
TOTAL		530

Q19 What is the highest degree of school you completed:

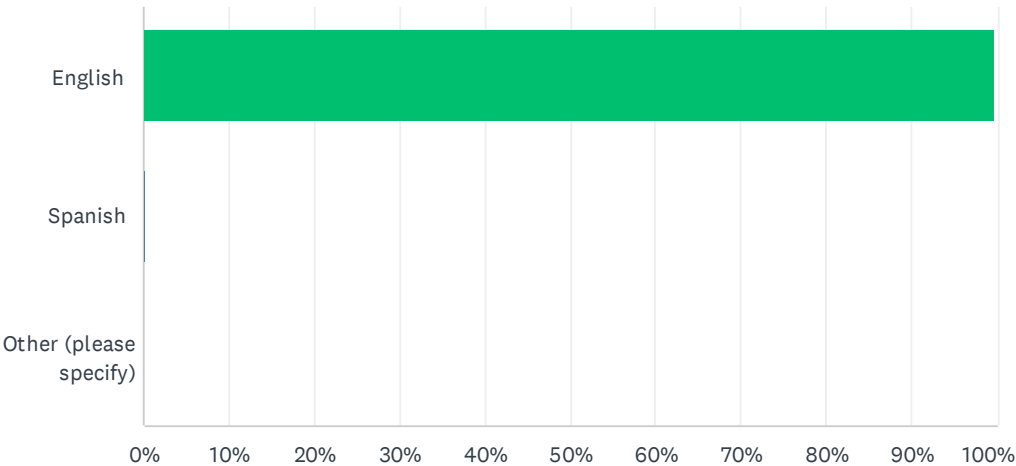
Answered: 530 Skipped: 4



ANSWER CHOICES	RESPONSES	
Some high school, no diploma	1.51%	8
High School graduate (diploma or eq.)	22.83%	121
Some college, no degree	15.47%	82
Trade/technical/vocational training	6.04%	32
Associate's degree	11.32%	60
Bachelor's degree	30.75%	163
Master's degree	10.38%	55
Professional degree	0.57%	3
Doctorate degree	1.13%	6
TOTAL		530

Q20 What language do you prefer to see communication?

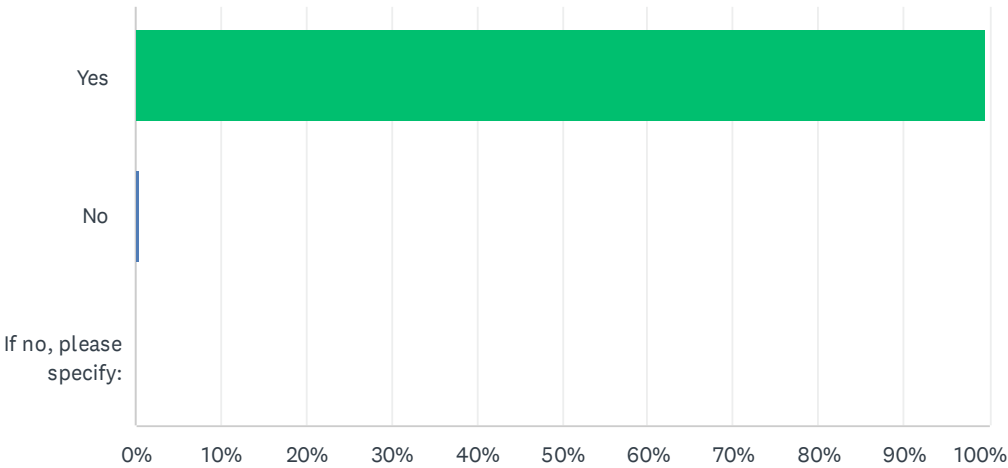
Answered: 529 Skipped: 5



ANSWER CHOICES	RESPONSES	
English	99.81%	528
Spanish	0.19%	1
Other (please specify)	0.00%	0
TOTAL		529

Q21 Is English your first language?

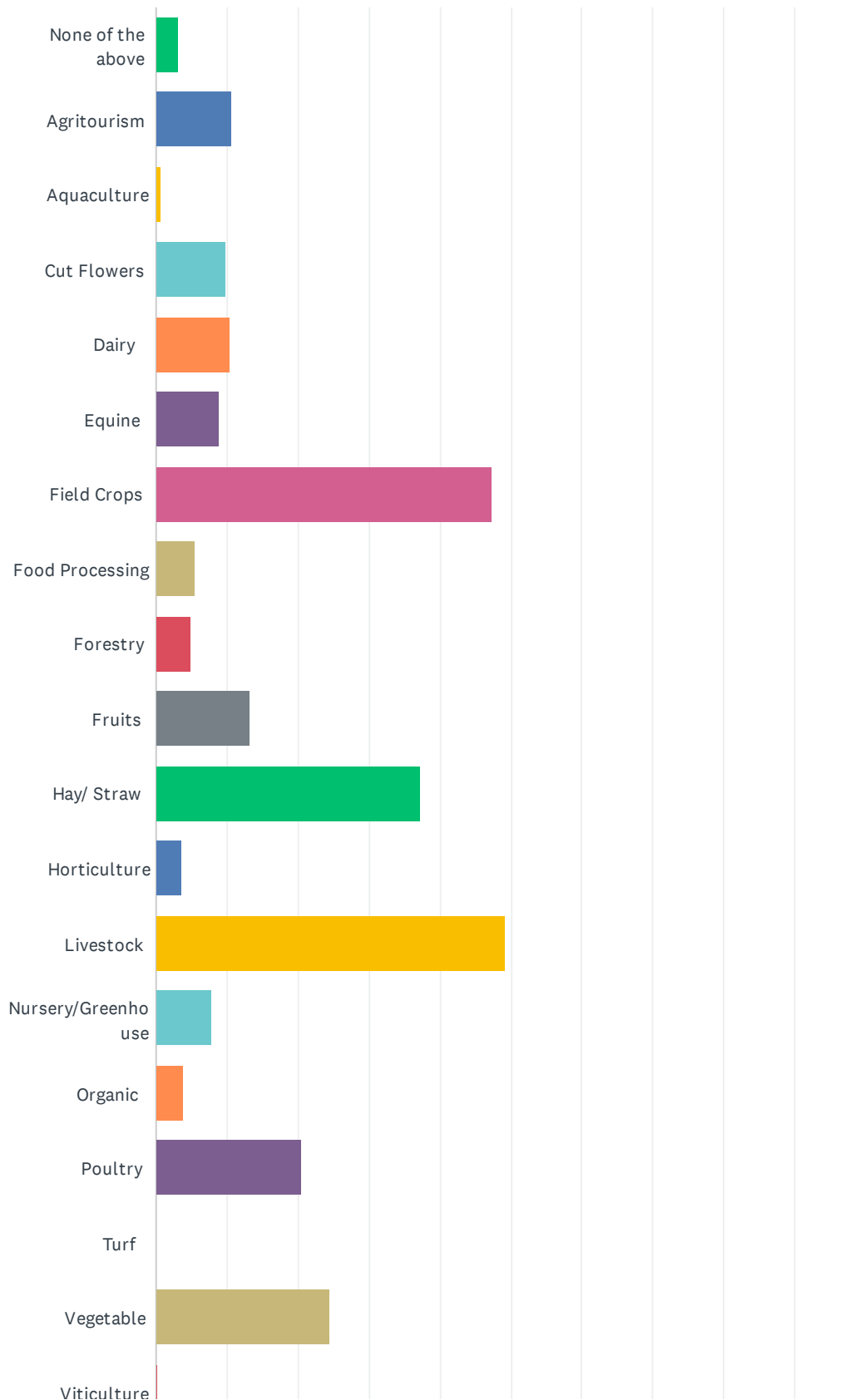
Answered: 530 Skipped: 4



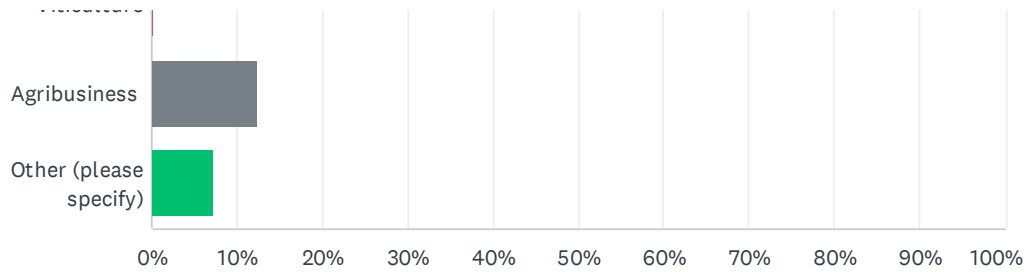
ANSWER CHOICES	RESPONSES	
Yes	99.62%	528
No	0.38%	2
If no, please specify:	0.00%	0
TOTAL		530

Q22 What products do you grow/ operate? (Select all that apply):

Answered: 415 Skipped: 119



Maryland Young Farmers Survey 2024



ANSWER CHOICES	RESPONSES	
None of the above	3.13%	13
Agritourism	10.60%	44
Aquaculture	0.72%	3
Cut Flowers	9.88%	41
Dairy	10.36%	43
Equine	8.92%	37
Field Crops	47.23%	196
Food Processing	5.54%	23
Forestry	4.82%	20
Fruits	13.25%	55
Hay/ Straw	37.35%	155
Horticulture	3.61%	15
Livestock	49.16%	204
Nursery/Greenhouse	7.95%	33
Organic	3.86%	16
Poultry	20.48%	85
Turf	0.00%	0
Vegetable	24.58%	102
Viticulture	0.24%	1
Agribusiness	12.29%	51
Other (please specify)	7.23%	30
Total Respondents: 415		

Q23 How many acres of each crop do you grow/ operate? (Select all that apply):

Answered: 321 Skipped: 213

ANSWER CHOICES	RESPONSES	
Agritourism	10.90%	35
Aquaculture	1.56%	5
Cut Flowers	12.15%	39
Field Crops	59.19%	190
Forestry	6.23%	20
Fruits	13.08%	42
Hay/ Straw	49.22%	158
Horticulture	4.05%	13
Nursery/Greenhouse	8.72%	28
Organic	5.61%	18
Turf	1.56%	5
Vegetable	29.28%	94
Viticulture	1.56%	5

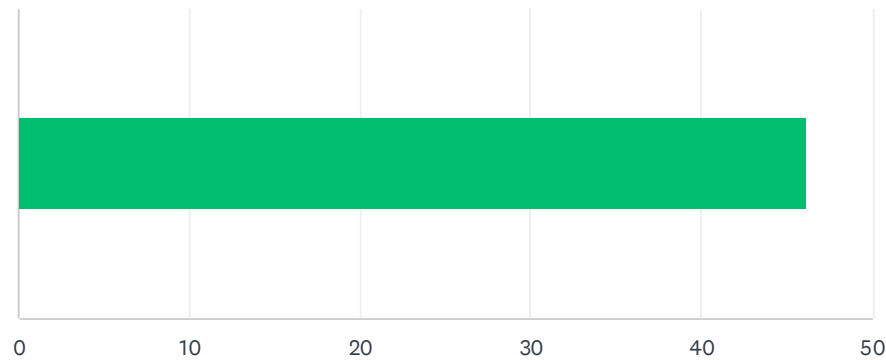
Q24 How many head of each livestock do you raise? (Select all that apply):

Answered: 281 Skipped: 253

ANSWER CHOICES	RESPONSES	
Beef Cattle	58.72%	165
Dairy Cattle	17.44%	49
Pigs	24.91%	70
Goats	22.42%	63
Sheep	17.08%	48
Laying Hens	34.52%	97
Meat Chickens	23.13%	65
Horses	18.86%	53
Turkeys	11.03%	31
Rabbits	11.74%	33
Alpaca/ Llama	3.20%	9

Q25 What percentage of your acreage do you plant in cover crops?

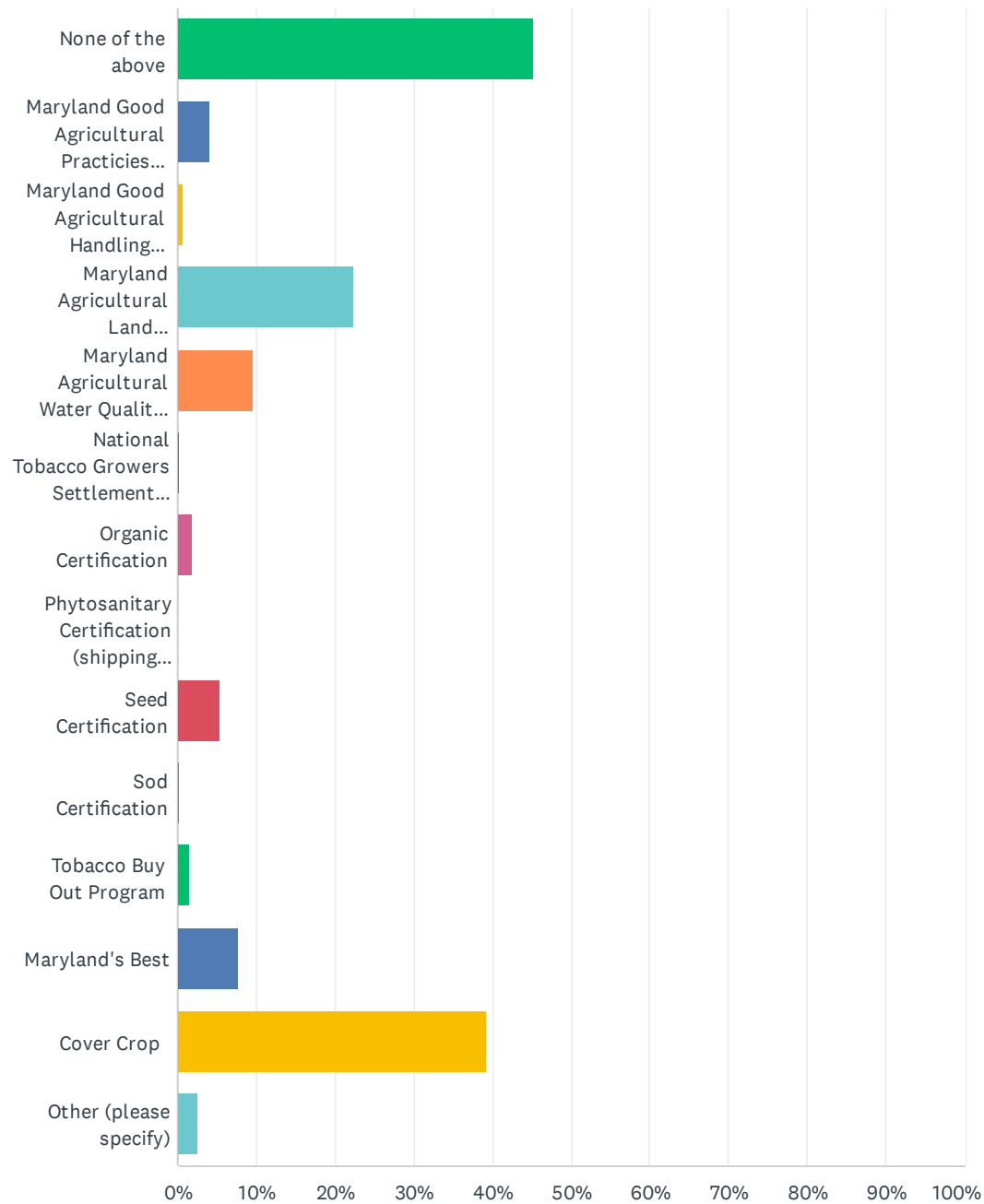
Answered: 301 Skipped: 233



ANSWER CHOICES	AVERAGE NUMBER	TOTAL NUMBER	RESPONSES
	46	13,903	301
Total Respondents: 301			

Q26 In what MDA programs do you participate? (Select all that apply):

Answered: 354 Skipped: 180



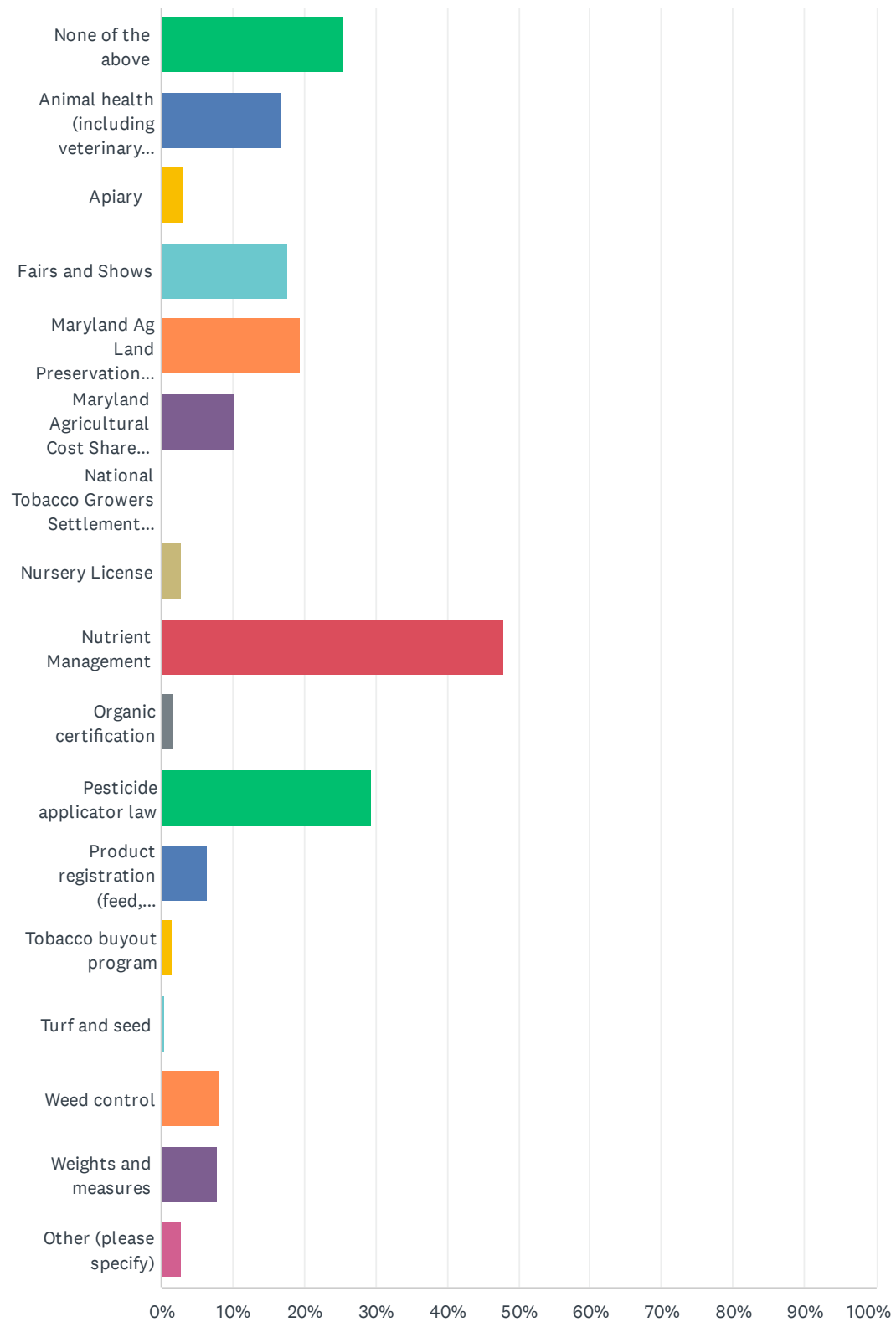
Maryland Young Farmers Survey 2024

ANSWER CHOICES	RESPONSES	
None of the above	45.20%	160
Maryland Good Agricultural Practices (GAP) Certification	3.95%	14
Maryland Good Agricultural Handling Practices (GHP)	0.56%	2
Maryland Agricultural Land Preservation Foundation (MALPF)	22.32%	79
Maryland Agricultural Water Quality Cost Share Program (MACS)	9.60%	34
National Tobacco Growers Settlement Trust	0.28%	1
Organic Certification	1.98%	7
Phytosanitary Certification (shipping nursery and greenhouse products out of state)	0.00%	0
Seed Certification	5.37%	19
Sod Certification	0.28%	1
Tobacco Buy Out Program	1.41%	5
Maryland's Best	7.63%	27
Cover Crop	39.27%	139
Other (please specify)	2.54%	9
Total Respondents: 354		

Q27 Are you or your business in any way regulated or subject to the regulatory authority of Maryland Department of Agriculture? (Select all that apply):

Answered: 390 Skipped: 144

Maryland Young Farmers Survey 2024

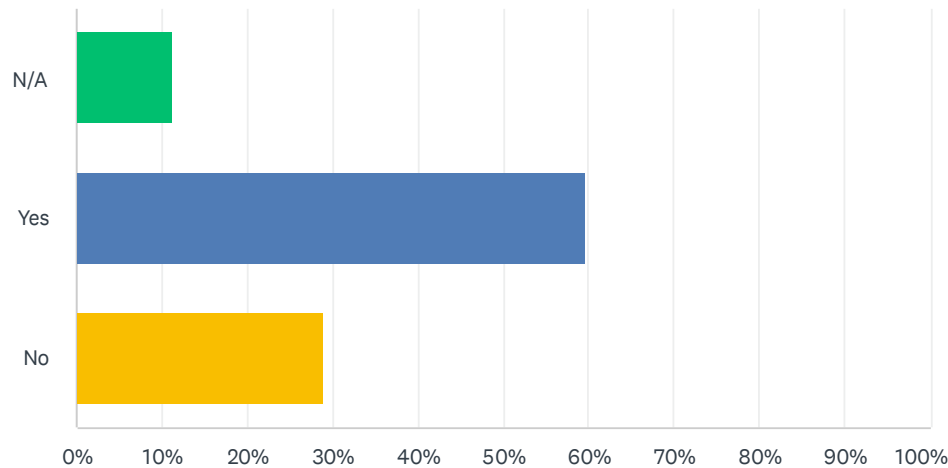


Maryland Young Farmers Survey 2024

ANSWER CHOICES	RESPONSES	
None of the above	25.64%	100
Animal health (including veterinary licensing)	16.92%	66
Apiary	3.08%	12
Fairs and Shows	17.69%	69
Maryland Ag Land Preservation Foundation	19.49%	76
Maryland Agricultural Cost Share Program	10.26%	40
National Tobacco Growers Settlement Trust	0.00%	0
Nursery License	2.82%	11
Nutrient Management	47.95%	187
Organic certification	1.79%	7
Pesticide applicator law	29.49%	115
Product registration (feed, fertilizer, pesticides)	6.41%	25
Tobacco buyout program	1.54%	6
Turf and seed	0.51%	2
Weed control	8.21%	32
Weights and measures	7.95%	31
Other (please specify)	2.82%	11
Total Respondents: 390		

Q28 Has your farm been negatively impacted by deer damage?

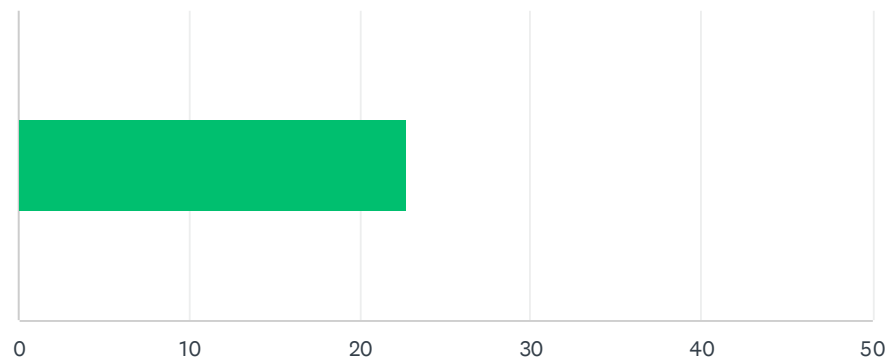
Answered: 410 Skipped: 124



ANSWER CHOICES	RESPONSES	
N/A	11.22%	46
Yes	59.76%	245
No	29.02%	119
TOTAL		410

Q29 If you answered "yes" to experiencing deer damage, what percentage of your crop is lost annually to deer?

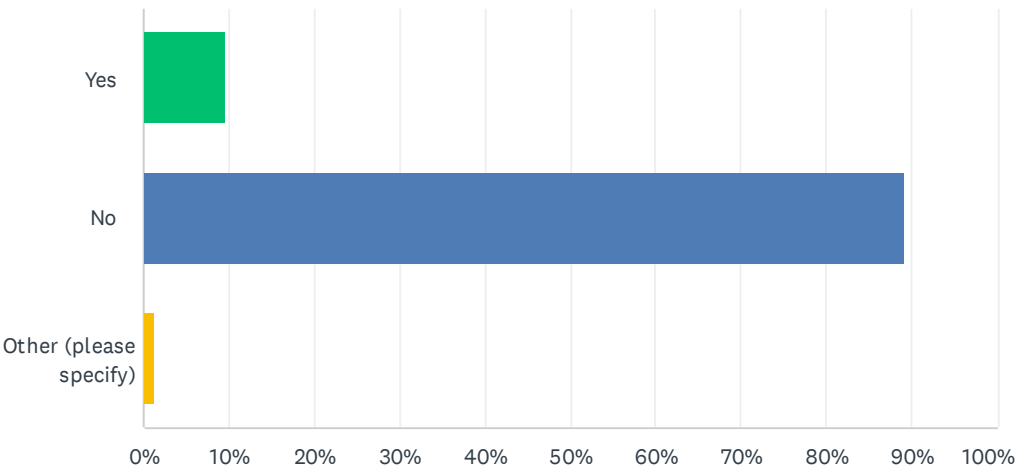
Answered: 251 Skipped: 283



ANSWER CHOICES	AVERAGE NUMBER	TOTAL NUMBER	RESPONSES
	23	5,697	251
Total Respondents: 251			

Q30 Do you use Artificial Intelligence in your farming operation?

Answered: 403 Skipped: 131



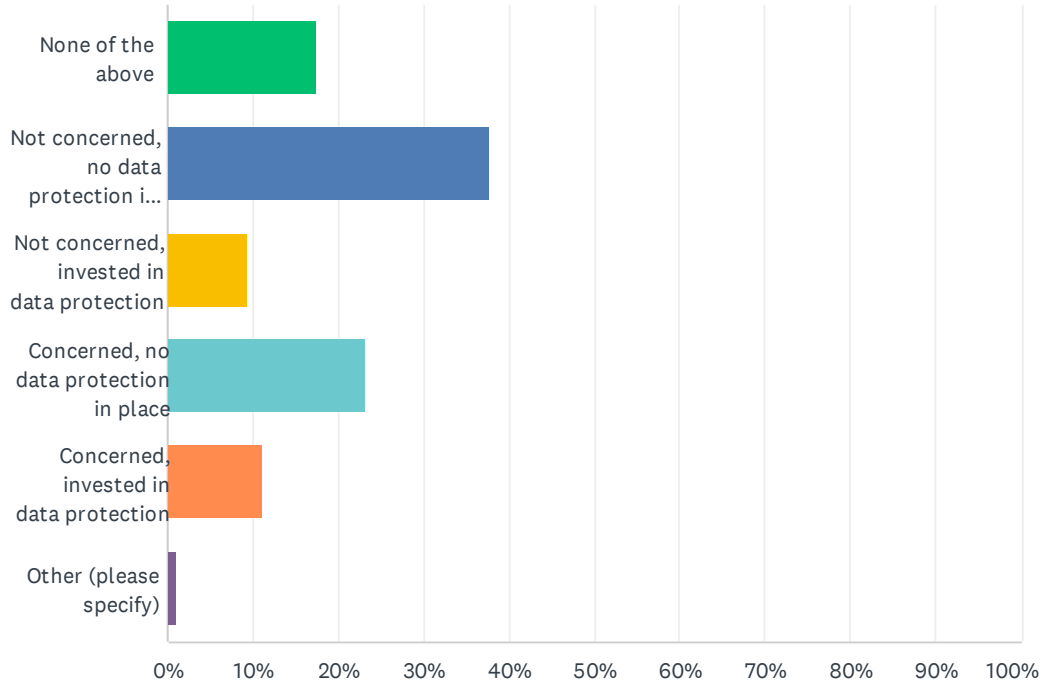
ANSWER CHOICES	RESPONSES	
Yes	9.68%	39
No	89.08%	359
Other (please specify)	1.24%	5
TOTAL		403

Q31 If you use AI, how do you incorporate to assist your farm?

Answered: 39 Skipped: 495

Q32 Are you concerned with cyber security threats and are you proactively working to protect your data?

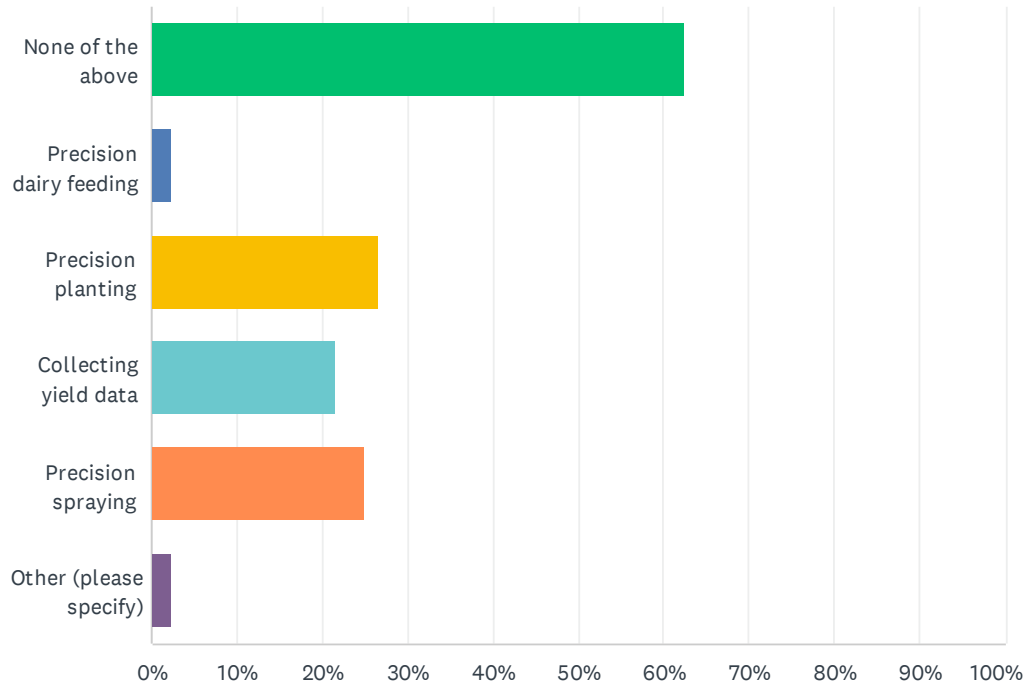
Answered: 405 Skipped: 129



ANSWER CHOICES	RESPONSES	
None of the above	17.53%	71
Not concerned, no data protection in place	37.78%	153
Not concerned, invested in data protection	9.38%	38
Concerned, no data protection in place	23.21%	94
Concerned, invested in data protection	11.11%	45
Other (please specify)	0.99%	4
TOTAL		405

Q33 Have you adopted any precision agriculture into your farming operation? (Select all that apply):

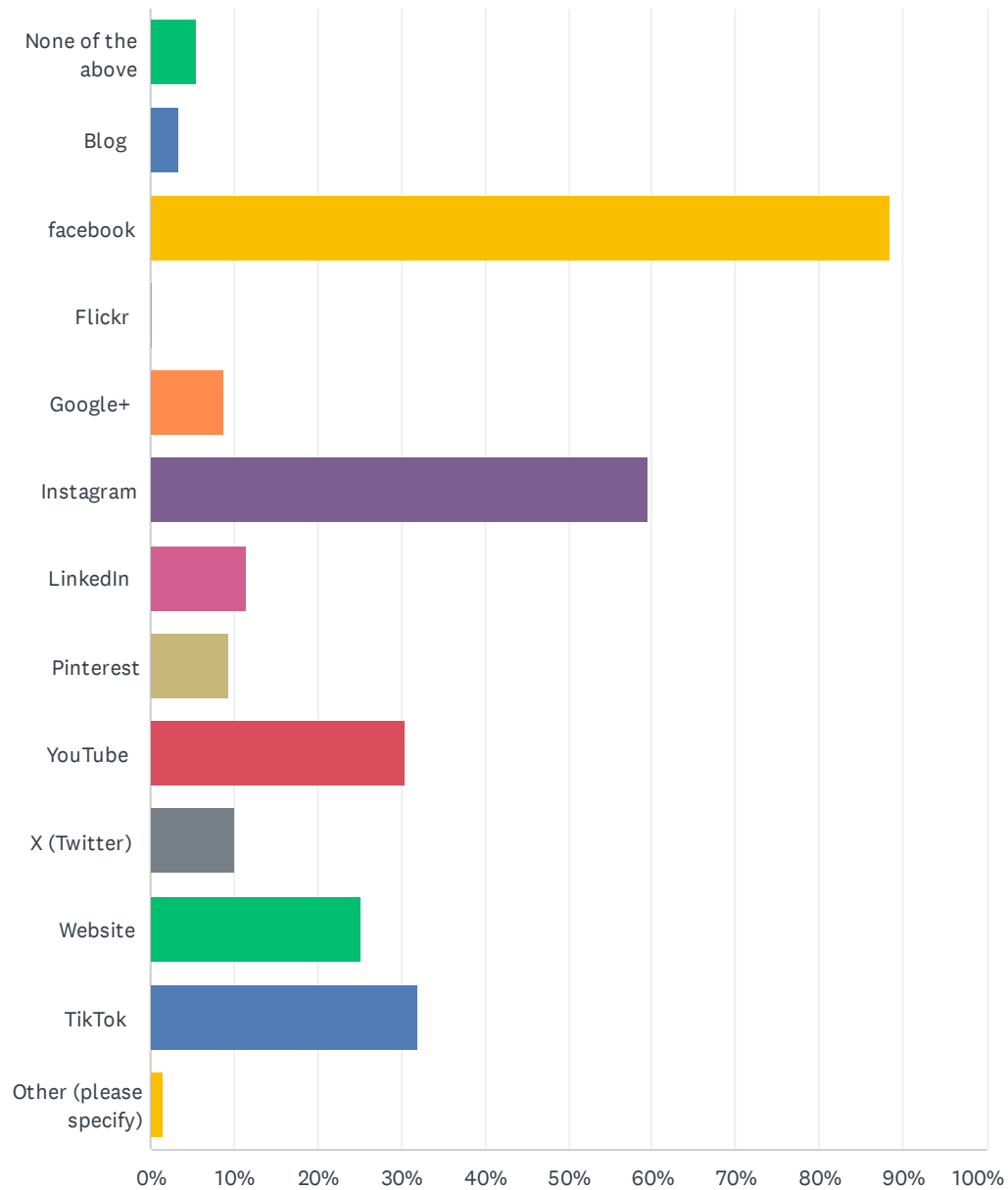
Answered: 386 Skipped: 148



ANSWER CHOICES	RESPONSES	
None of the above	62.44%	241
Precision dairy feeding	2.33%	9
Precision planting	26.68%	103
Collecting yield data	21.50%	83
Precision spraying	24.87%	96
Other (please specify)	2.33%	9
Total Respondents: 386		

Q34 What social media platforms do you use? (Select all that apply):

Answered: 412 Skipped: 122

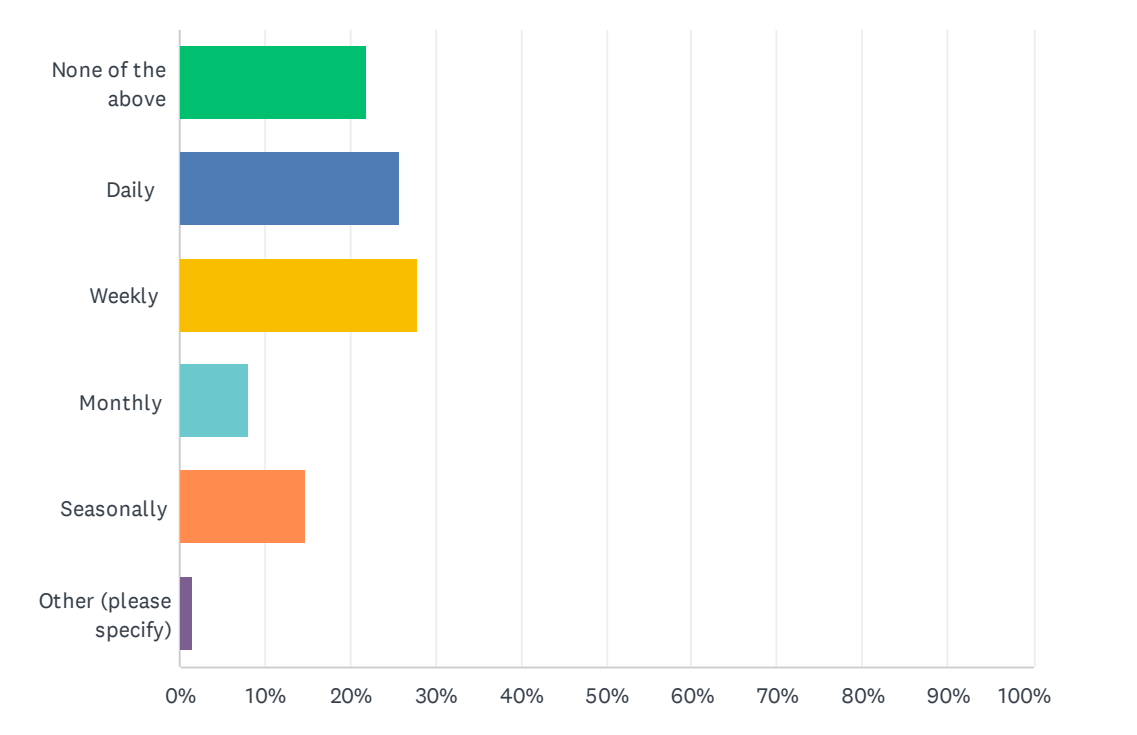


Maryland Young Farmers Survey 2024

ANSWER CHOICES	RESPONSES	
None of the above	5.58%	23
Blog	3.40%	14
facebook	88.59%	365
Flickr	0.24%	1
Google+	8.74%	36
Instagram	59.47%	245
LinkedIn	11.41%	47
Pinterest	9.47%	39
YouTube	30.58%	126
X (Twitter)	9.95%	41
Website	25.24%	104
TikTok	32.04%	132
Other (please specify)	1.46%	6
Total Respondents: 412		

Q35 How frequently do you use social media for your farm?

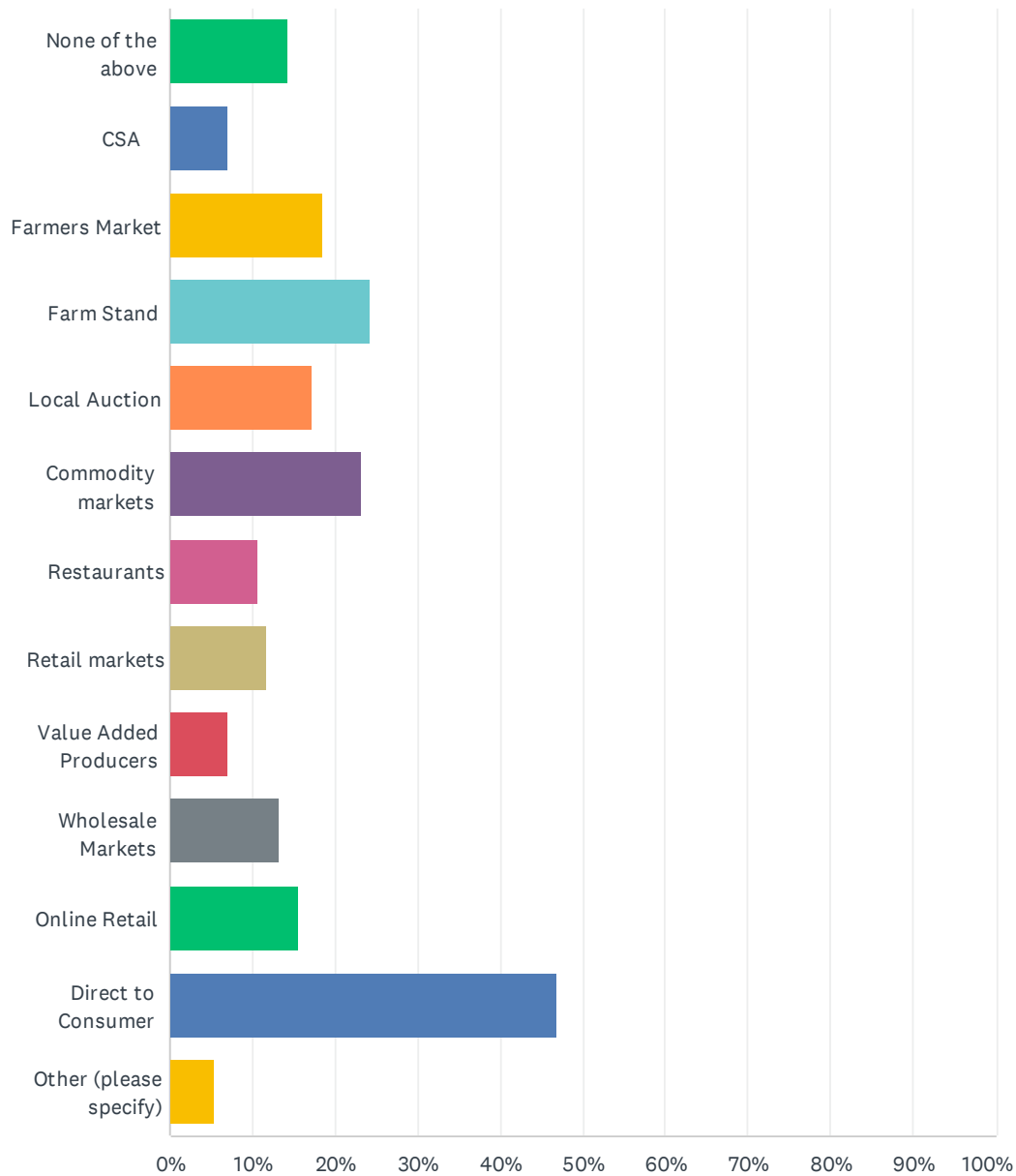
Answered: 406 Skipped: 128



ANSWER CHOICES	RESPONSES	
None of the above	21.92%	89
Daily	25.86%	105
Weekly	27.83%	113
Monthly	8.13%	33
Seasonally	14.78%	60
Other (please specify)	1.48%	6
TOTAL		406

Q36 How do you market your products? (Select all that apply):

Answered: 400 Skipped: 134

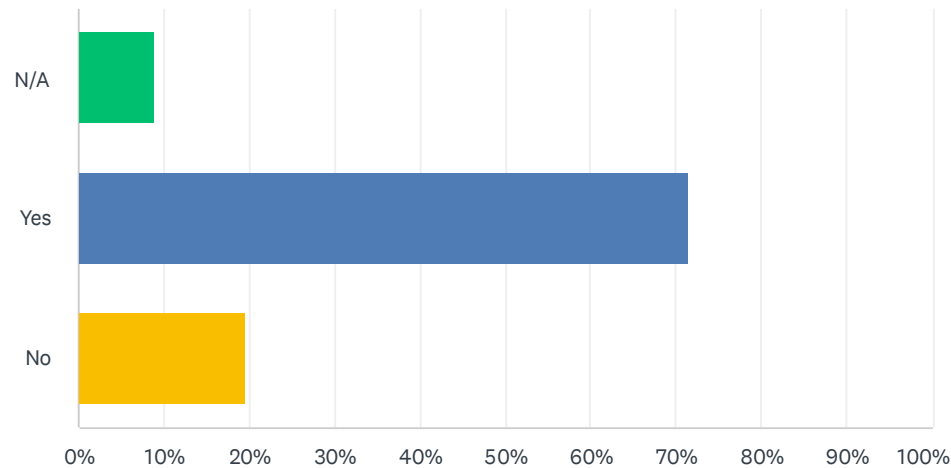


Maryland Young Farmers Survey 2024

ANSWER CHOICES	RESPONSES	
None of the above	14.25%	57
CSA	7.00%	28
Farmers Market	18.50%	74
Farm Stand	24.25%	97
Local Auction	17.25%	69
Commodity markets	23.25%	93
Restaurants	10.75%	43
Retail markets	11.75%	47
Value Added Producers	7.00%	28
Wholesale Markets	13.25%	53
Online Retail	15.50%	62
Direct to Consumer	47.00%	188
Other (please specify)	5.25%	21
Total Respondents: 400		

Q37 Do you depend on off-farm income to continue farming?

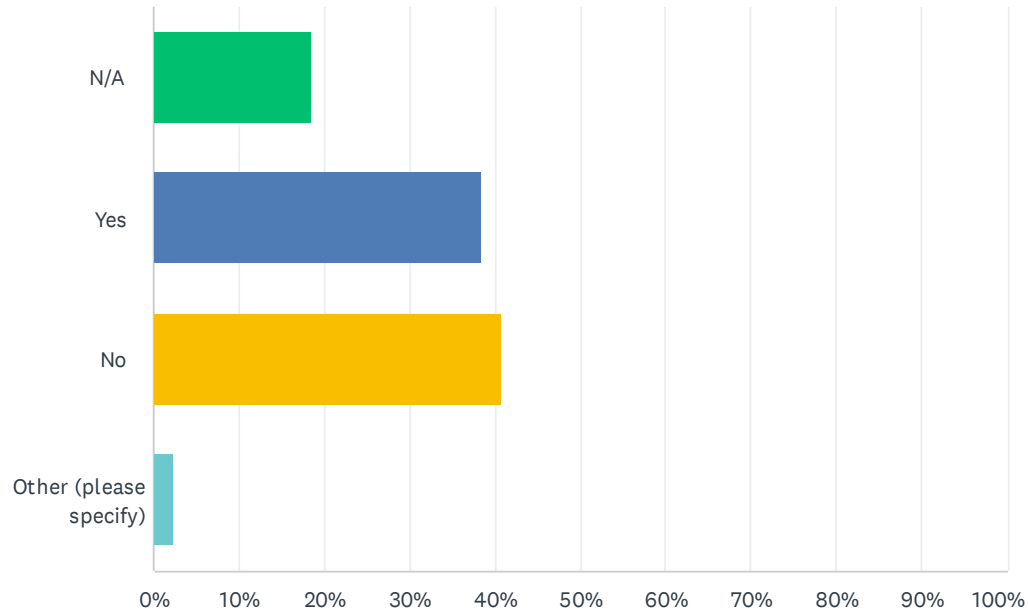
Answered: 409 Skipped: 125



ANSWER CHOICES	RESPONSES	
N/A	9.05%	37
Yes	71.39%	292
No	19.56%	80
TOTAL		409

Q38 If you answered depend on off-farm income, is your off farm job ag-related?

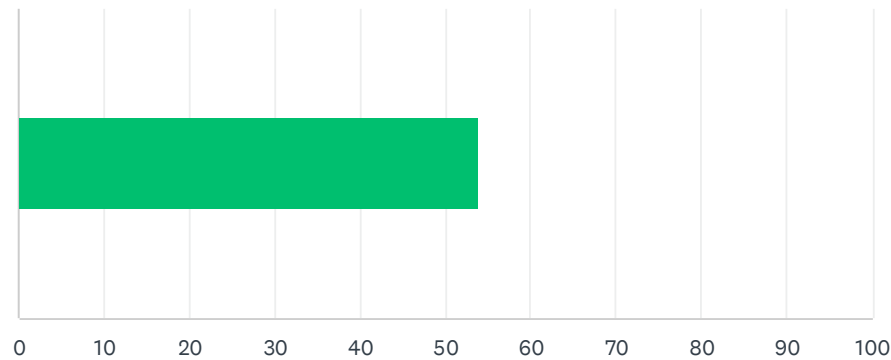
Answered: 368 Skipped: 166



ANSWER CHOICES	RESPONSES	
N/A	18.48%	68
Yes	38.32%	141
No	40.76%	150
Other (please specify)	2.45%	9
TOTAL		368

Q39 What percentage of your personal income is from agriculture?

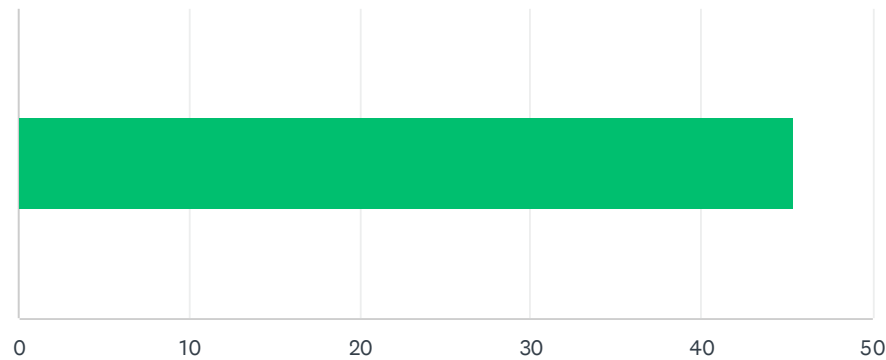
Answered: 357 Skipped: 177



ANSWER CHOICES	AVERAGE NUMBER	TOTAL NUMBER	RESPONSES
	54	19,271	357
Total Respondents: 357			

Q40 What percentage of your household income is from agriculture?

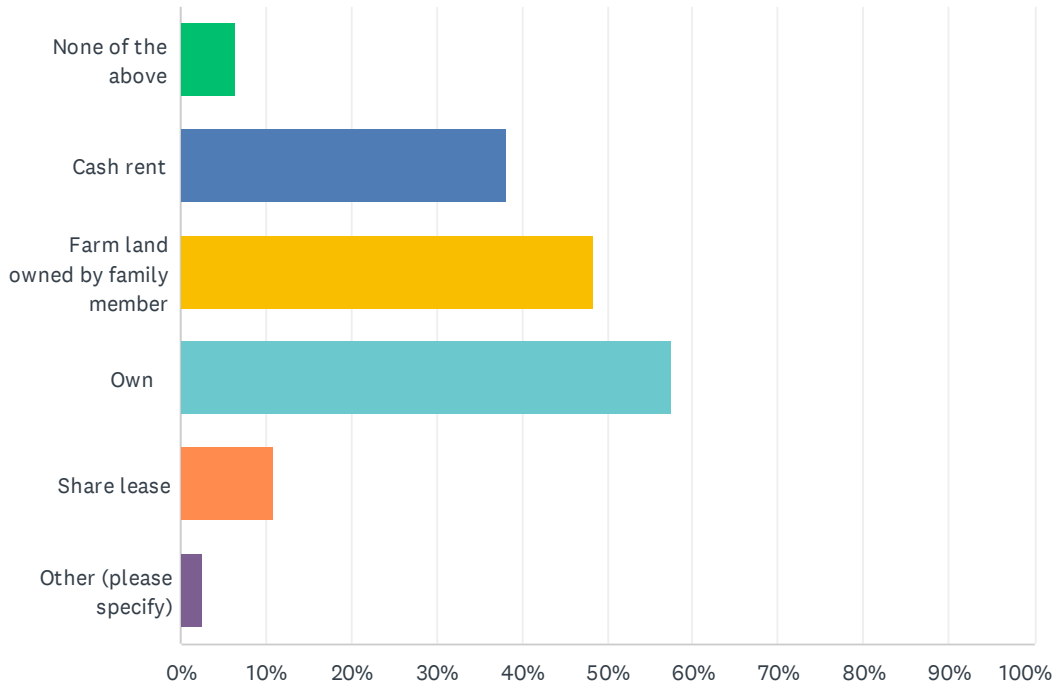
Answered: 344 Skipped: 190



ANSWER CHOICES	AVERAGE NUMBER	TOTAL NUMBER	RESPONSES
	45	15,612	344
Total Respondents: 344			

Q41 In regards to land, do you: (Select all that apply)

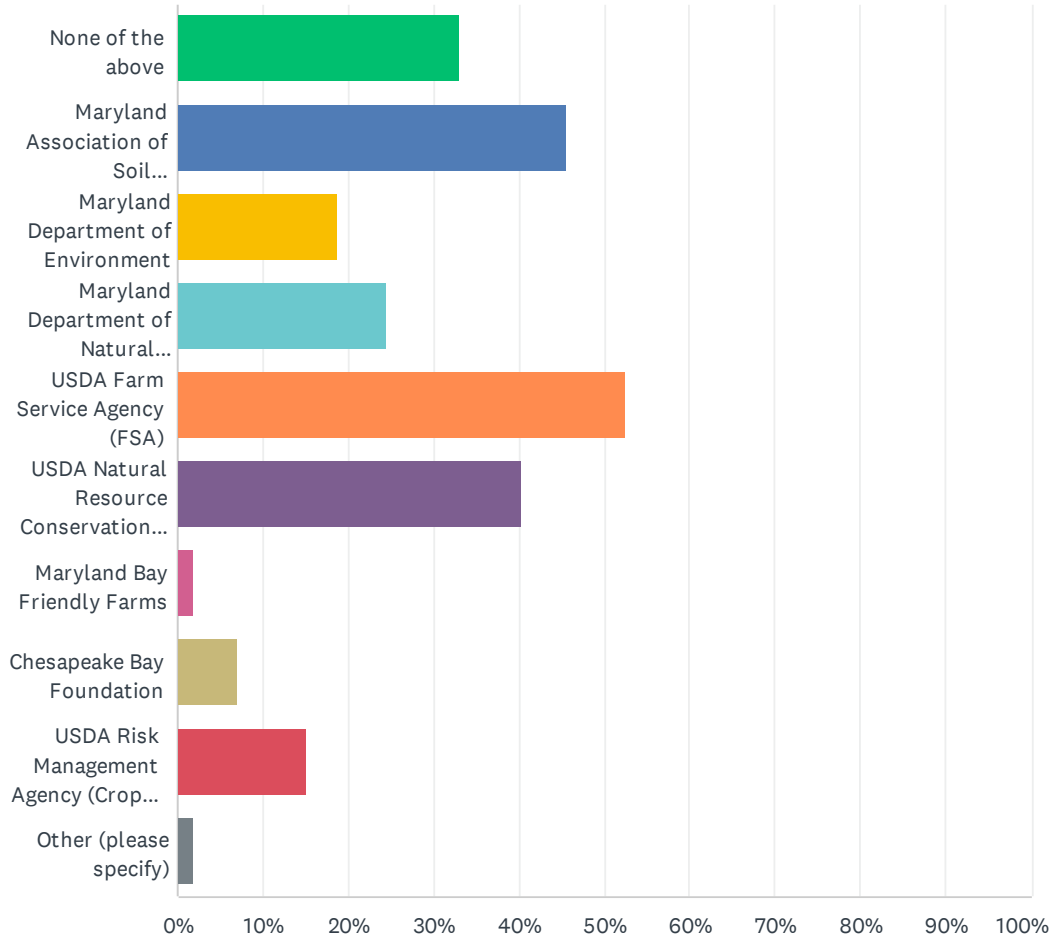
Answered: 403 Skipped: 131



ANSWER CHOICES	RESPONSES	
None of the above	6.45%	26
Cash rent	38.21%	154
Farm land owned by family member	48.39%	195
Own	57.57%	232
Share lease	10.92%	44
Other (please specify)	2.48%	10
Total Respondents: 403		

Q42 Do you interact with the following organizations? (Select all that apply):

Answered: 364 Skipped: 170



Maryland Young Farmers Survey 2024

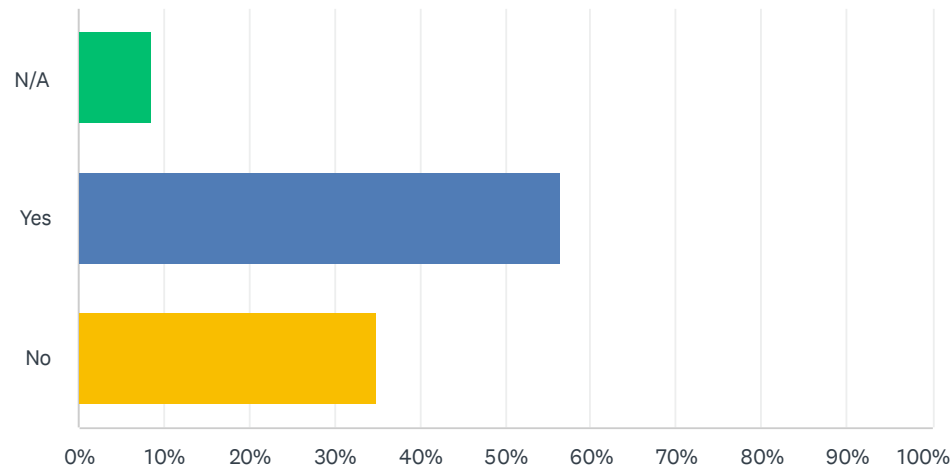
ANSWER CHOICES	RESPONSES	
None of the above	32.97%	120
Maryland Association of Soil Conservation Districts	45.60%	166
Maryland Department of Environment	18.68%	68
Maryland Department of Natural Resources	24.45%	89
USDA Farm Service Agency (FSA)	52.47%	191
USDA Natural Resource Conservation Service (NRCS)	40.38%	147
Maryland Bay Friendly Farms	1.92%	7
Chesapeake Bay Foundation	7.14%	26
USDA Risk Management Agency (Crop Insurance)	15.11%	55
Other (please specify)	1.92%	7
Total Respondents: 364		

Q43 If you selected any of the programs in the last question, what is your interaction with each? (ex. NRCS Cost Share, RMA crop insurance, etc.)

Answered: 131 Skipped: 403

Q44 Do you use social media to promote your farm?

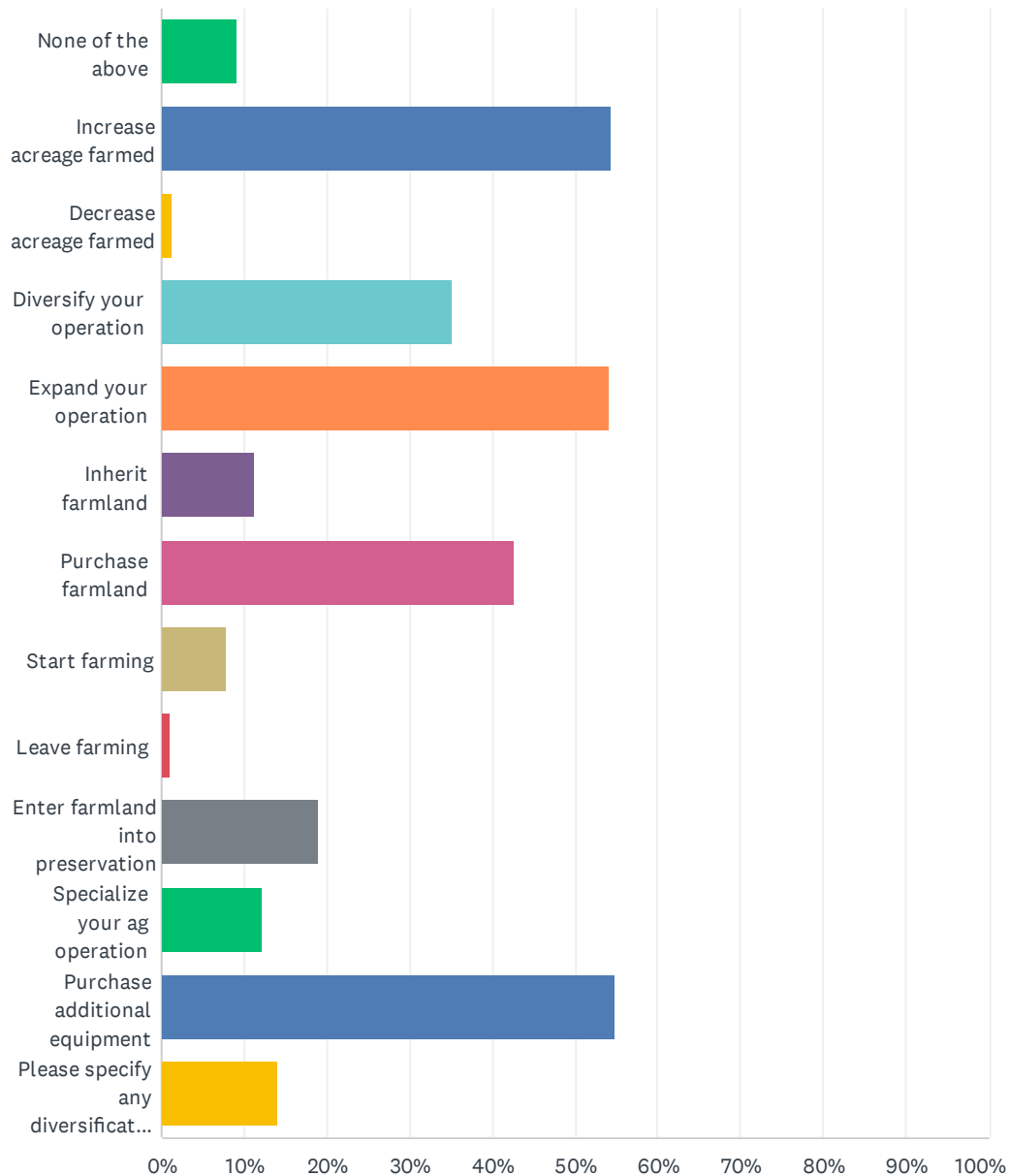
Answered: 406 Skipped: 128



ANSWER CHOICES	RESPONSES	
N/A	8.62%	35
Yes	56.40%	229
No	34.98%	142
TOTAL		406

Q45 In the next 5 years do you plan to: (Select all that apply)

Answered: 369 Skipped: 165



Maryland Young Farmers Survey 2024

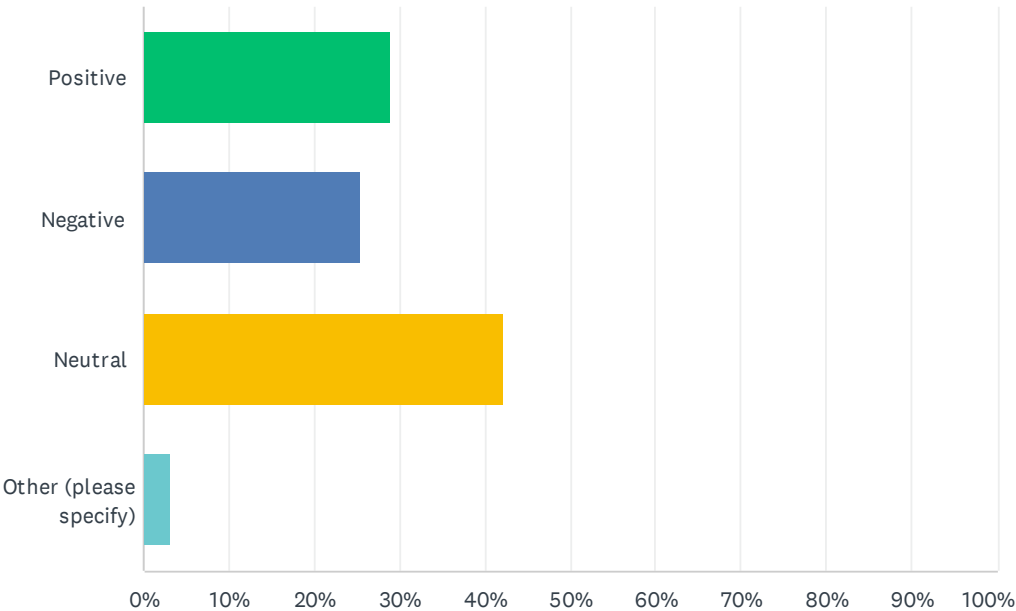
ANSWER CHOICES	RESPONSES	
None of the above	9.21%	34
Increase acreage farmed	54.47%	201
Decrease acreage farmed	1.36%	5
Diversify your operation	35.23%	130
Expand your operation	54.20%	200
Inherit farmland	11.38%	42
Purchase farmland	42.55%	157
Start farming	7.86%	29
Leave farming	1.08%	4
Enter farmland into preservation	18.97%	70
Specialize your ag operation	12.20%	45
Purchase additional equipment	54.74%	202
Please specify any diversification, specialization, or expansion:	14.09%	52
Total Respondents: 369		

Q46 What programs have you utilized directed towards young farmer success? (i.e. MARBIDCO Next-Gen, etc.)

Answered: 116 Skipped: 418

Q47 What do you think is the average Maryland citizen’s perception of agriculture?

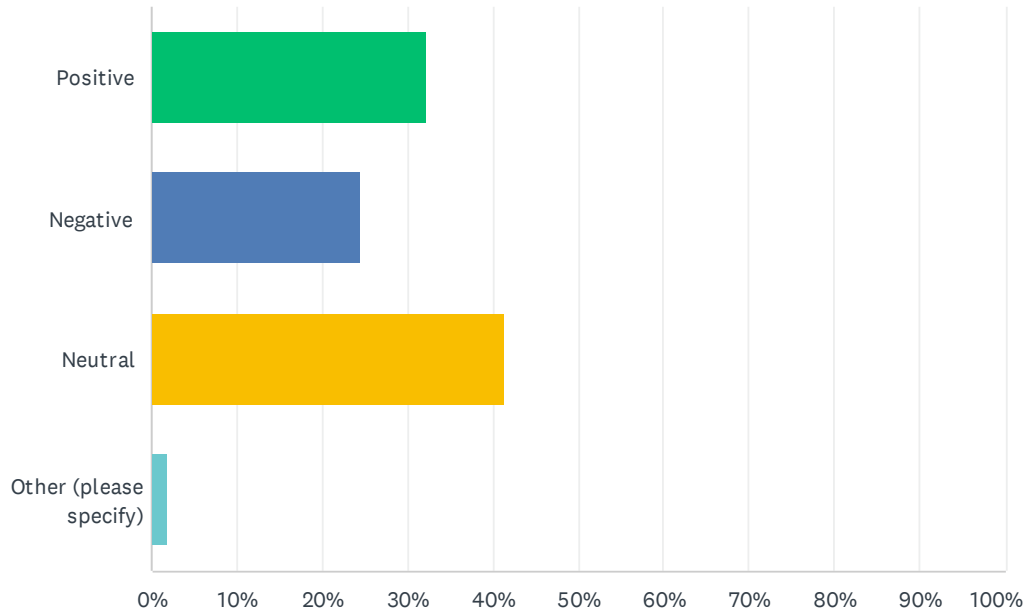
Answered: 369 Skipped: 165



ANSWER CHOICES	RESPONSES	
Positive	29.00%	107
Negative	25.47%	94
Neutral	42.28%	156
Other (please specify)	3.25%	12
TOTAL		369

Q48 What do you think the average Maryland citizen's perception of Maryland farmers is?

Answered: 370 Skipped: 164



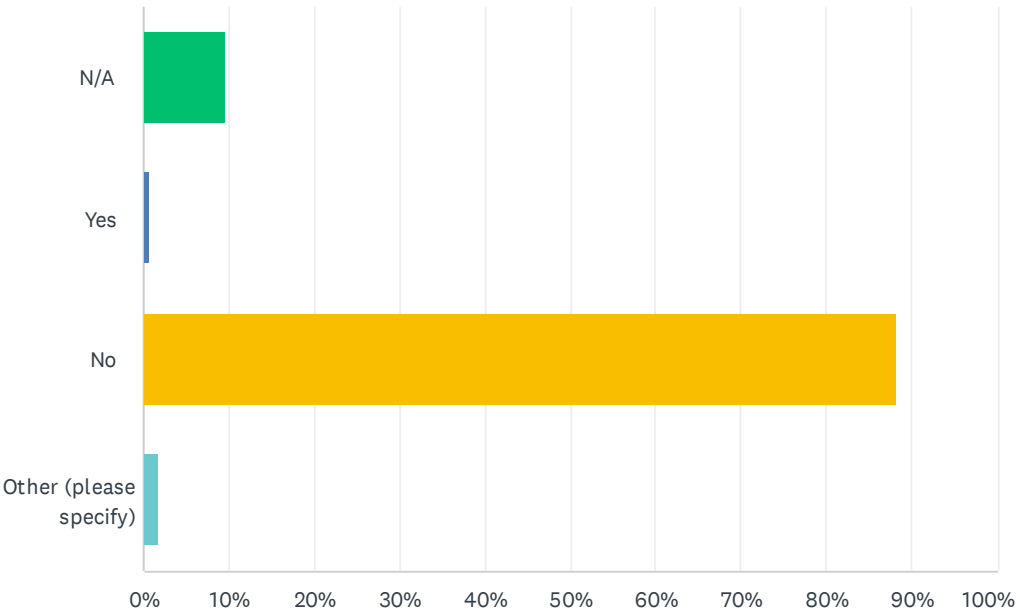
ANSWER CHOICES	RESPONSES	
Positive	32.16%	119
Negative	24.59%	91
Neutral	41.35%	153
Other (please specify)	1.89%	7
TOTAL		370

Q49 What actions can the Maryland Department of Agriculture take to promote a positive perception of Maryland agriculture?

Answered: 197 Skipped: 337

Q50 Do you sell carbon credits?

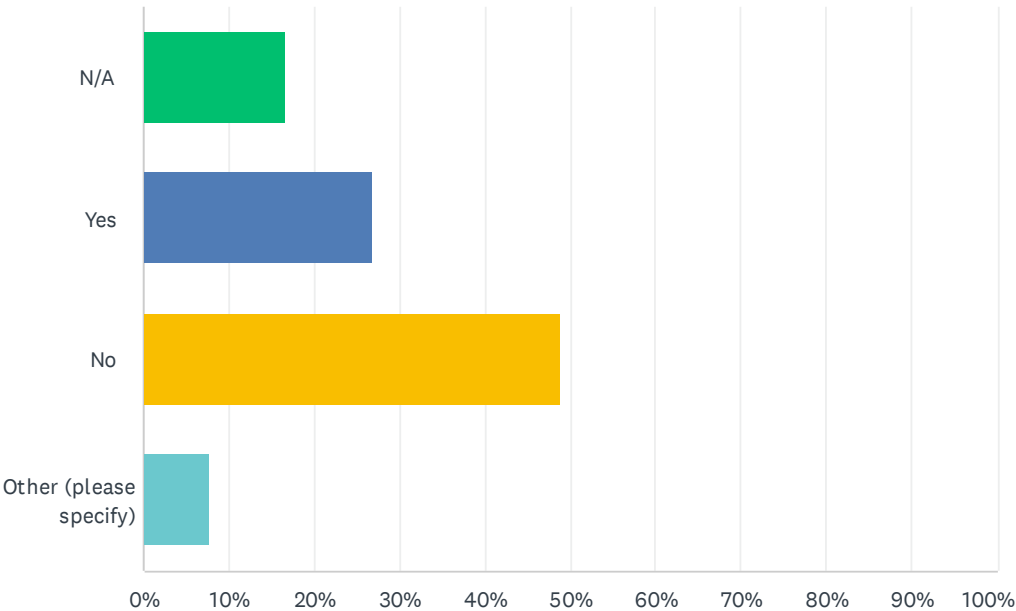
Answered: 368 Skipped: 166



ANSWER CHOICES	RESPONSES	
N/A	9.51%	35
Yes	0.54%	2
No	88.32%	325
Other (please specify)	1.63%	6
TOTAL		368

Q51 Would you be interested in participating in a pilot carbon credit exchange program?

Answered: 361 Skipped: 173



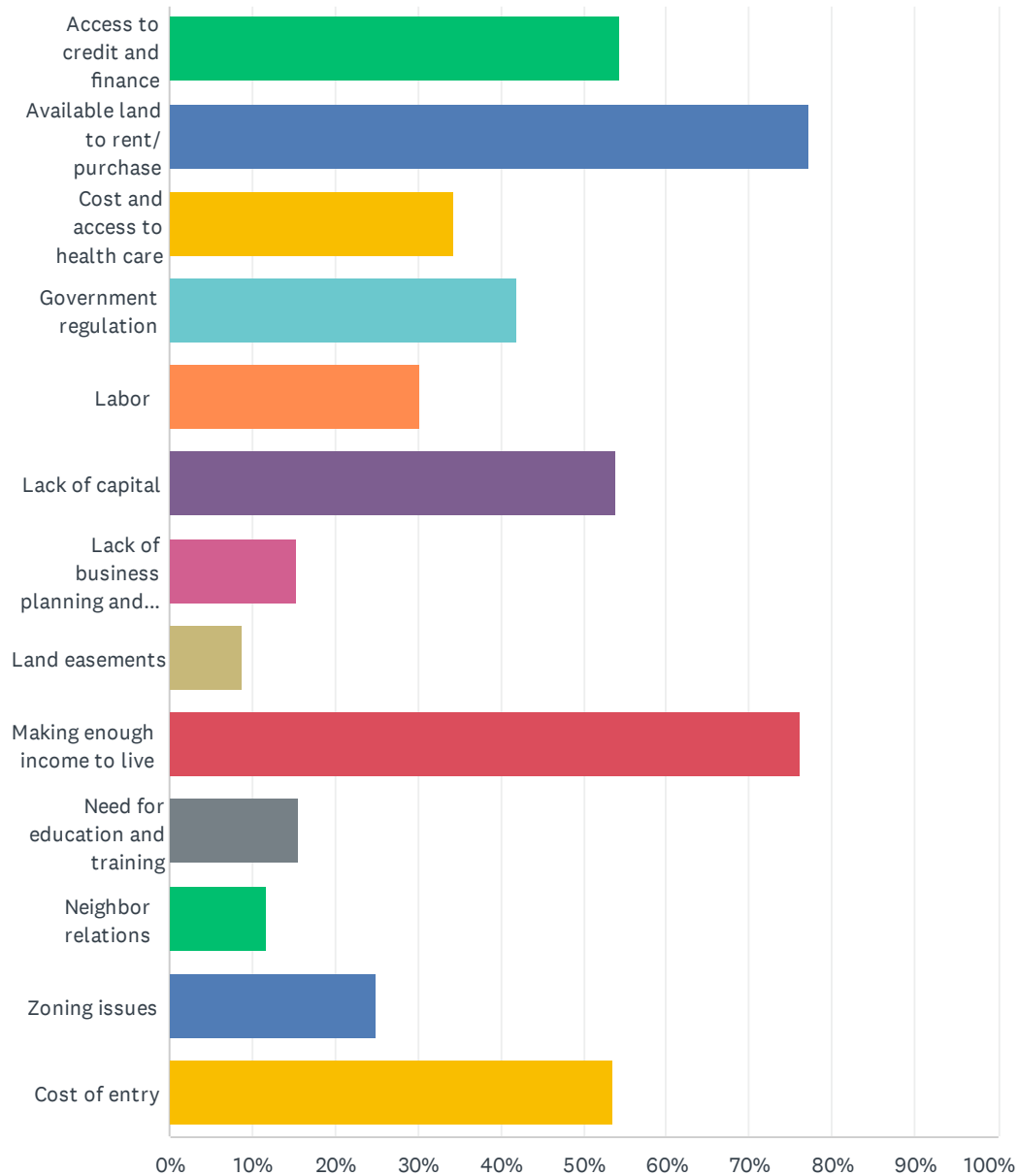
ANSWER CHOICES	RESPONSES	
N/A	16.62%	60
Yes	26.87%	97
No	48.75%	176
Other (please specify)	7.76%	28
TOTAL		361

Q52 What programs would you like to see the Maryland Department of Agriculture make available to assist young farmers?

Answered: 165 Skipped: 369

Q53 From your experience please select up to five main obstacles that young farmers face:

Answered: 373 Skipped: 161

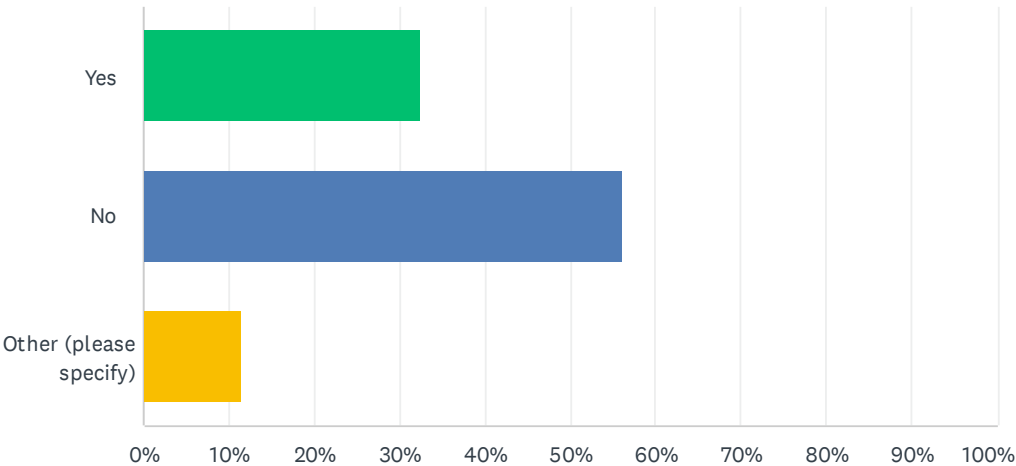


Maryland Young Farmers Survey 2024

ANSWER CHOICES	RESPONSES	
Access to credit and finance	54.42%	203
Available land to rent/ purchase	77.21%	288
Cost and access to health care	34.32%	128
Government regulation	42.09%	157
Labor	30.29%	113
Lack of capital	53.89%	201
Lack of business planning and marketing trainings	15.28%	57
Land easements	8.85%	33
Making enough income to live	76.14%	284
Need for education and training	15.55%	58
Neighbor relations	11.80%	44
Zoning issues	24.93%	93
Cost of entry	53.62%	200
Total Respondents: 373		

Q54 Do you apply for grants to help advance your operation?

Answered: 357 Skipped: 177



ANSWER CHOICES	RESPONSES	
Yes	32.49%	116
No	56.02%	200
Other (please specify)	11.48%	41
TOTAL		357

Q55 If so, what grants have been most valuable to you and your operation?

Answered: 102 Skipped: 432

Q56 If you had the opportunity to speak with a legislator, what would you ask them to do for Maryland agriculture?

Answered: 199 Skipped: 335

Q57 If you have any additional comments, please specify below:

Answered: 35 Skipped: 499

Q58 Name:

Answered: 302 Skipped: 232

ANSWER CHOICES	RESPONSES	
First name	100.00%	302
Last name	99.67%	301
	0.00%	0
	0.00%	0
	0.00%	0

Q59 Email:

Answered: 300 Skipped: 234

ANSWER CHOICES	RESPONSES
Email address	100.00% 300

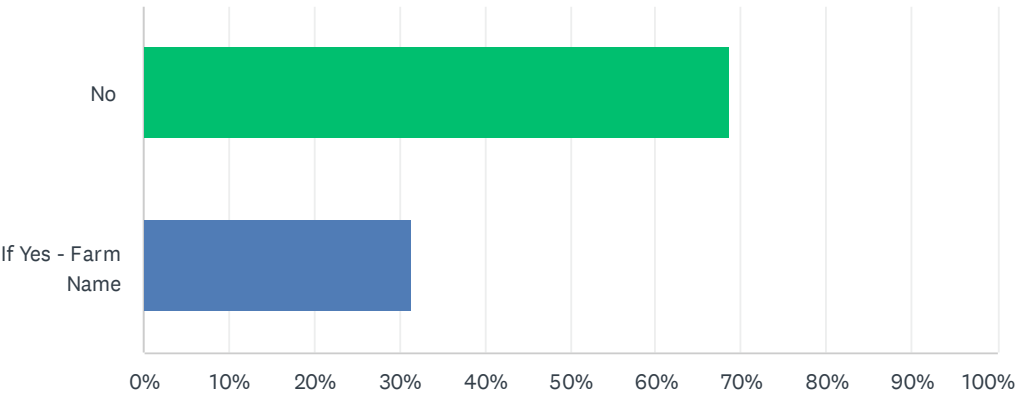
Q60 Phone:

Answered: 278 Skipped: 256

ANSWER CHOICES	RESPONSES	
Phone number	100.00%	278
	0.00%	0

Q61 Did you complete this survey on behalf of your farming operation with multiple young farmers involved? Only 1 prize opportunity per farm.

Answered: 312 Skipped: 222



ANSWER CHOICES		RESPONSES	
No		68.59%	214
If Yes - Farm Name		31.41%	98
TOTAL			312