



**Maryland  
Department of Agriculture**

*Office of the Secretary*

**Wes Moore**, Governor

**Aruna Miller**, Lt. Governor

**Kevin M. Atticks**, Secretary

**Steven A. Connelly**, Deputy Secretary

*Maryland Young Farmers Advisory Board*

Agriculture | *Maryland's Leading Industry*  
[mda.maryland.gov](http://mda.maryland.gov)

The Wayne A. Cawley, Jr. Building  
50 Harry S Truman Parkway  
Annapolis, Maryland 21401

410-841-5882 Baltimore/Washington  
410-841-5914 Fax

# 2025 Maryland Young Farmers Survey Supplemental Analysis

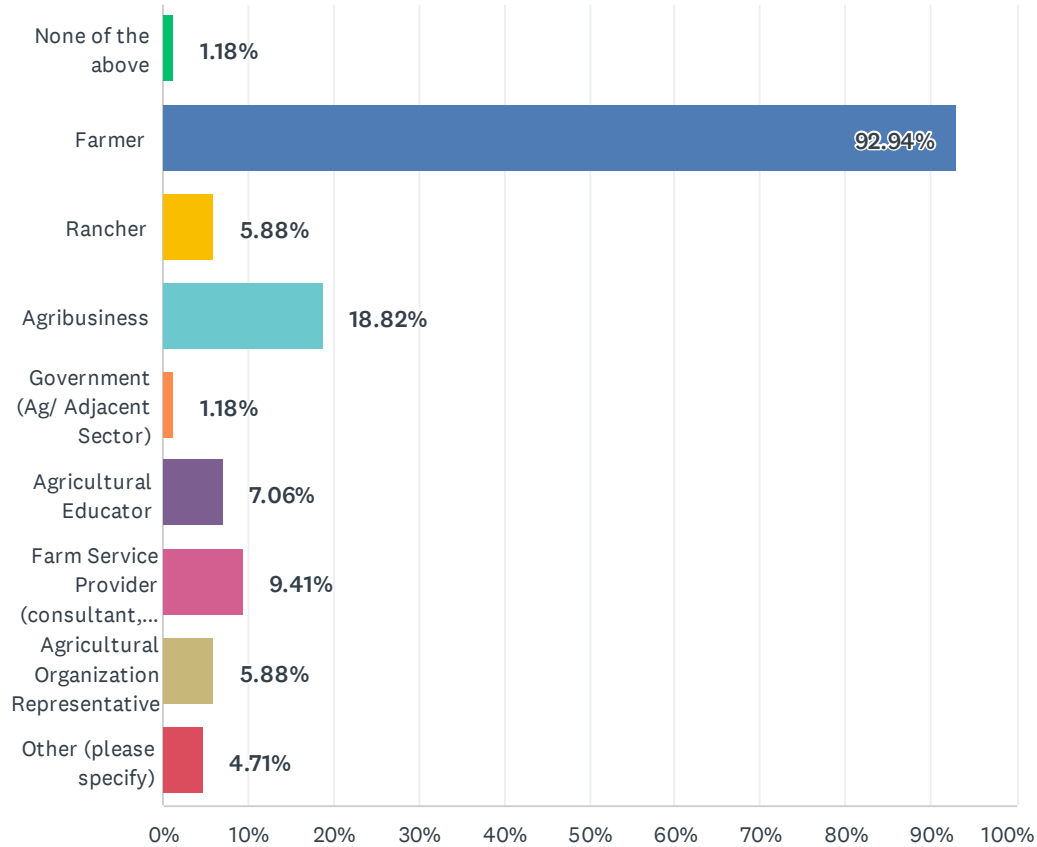
## Poultry Report

*This document includes data points from all respondents who selected that they raise poultry on the 2025 Maryland Young Farmers Survey.*

*Questions containing personally identifiable information have been removed from the document.*

## Q1 How do you define your involvement in Maryland Agriculture? (Select all that apply):

Answered: 85    Skipped: 0



ANSWER CHOICES	RESPONSES	
None of the above	1.18%	1
Farmer (1)	92.94%	79
Rancher (2)	5.88%	5
Agribusiness (3)	18.82%	16
Government (Ag/ Adjacent Sector) (4)	1.18%	1
Agricultural Educator (5)	7.06%	6
Farm Service Provider (consultant, ag mechanic, etc.) (6)	9.41%	8
Agricultural Organization Representative (7)	5.88%	5
Other (please specify) (8)	4.71%	4
Total Respondents: 85		

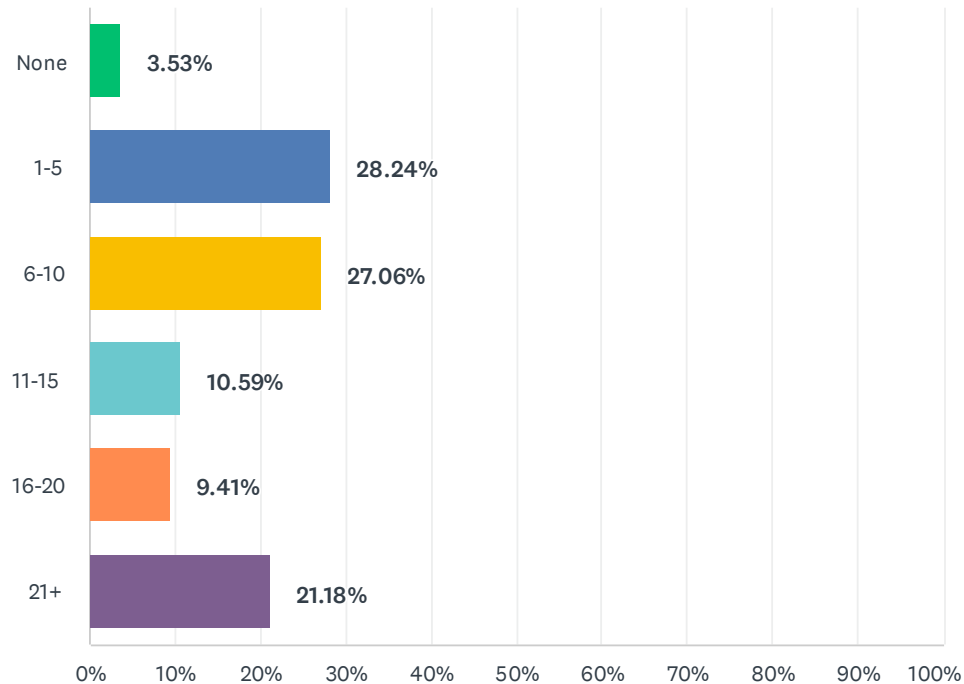
Maryland Young Farmers Survey 2024

BASIC STATISTICS				
Minimum	Maximum	Median	Mean	Standard Deviation
1.00	9.00	1.00	2.34	2.18

#	OTHER (PLEASE SPECIFY)	DATE
1	Hobby Farmer	2/27/2025 12:28 AM
2	Value added products	2/20/2025 9:50 AM
3	Nuisance wildlife removal	1/10/2025 1:40 AM
4	Prospective beekeeper and small farmer	1/5/2025 2:23 PM

## Q2 How many years of experience do you have in the agricultural industry? (actively engaged on a farm, as a principal operator, or within your field of work)

Answered: 85 Skipped: 0

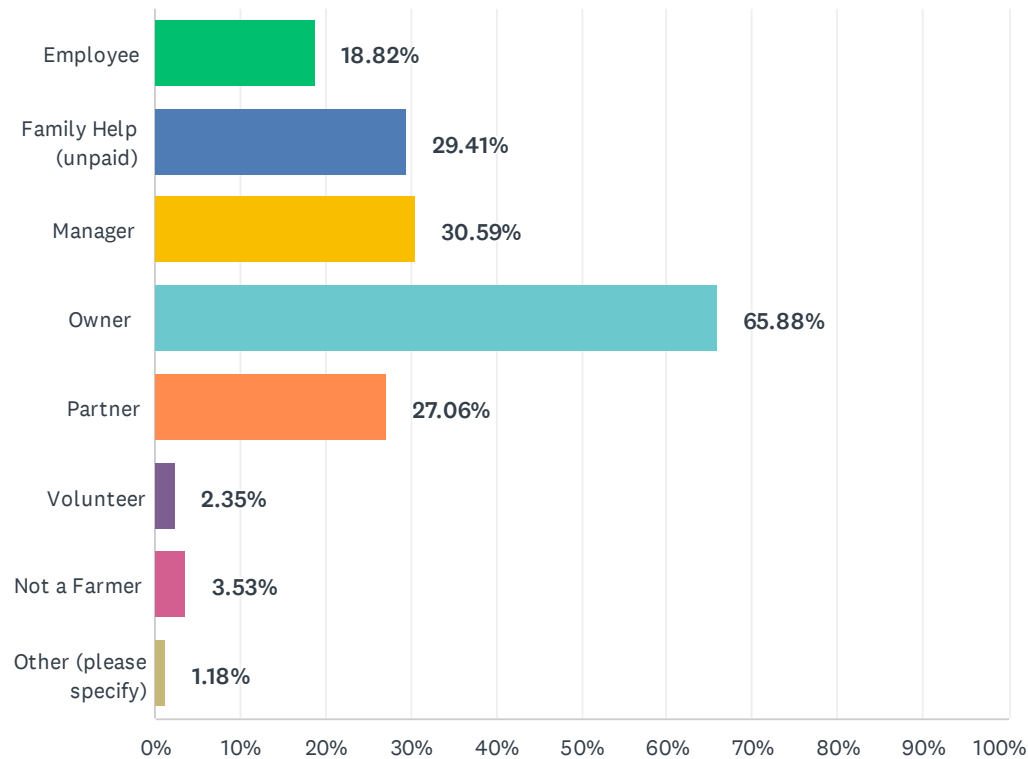


ANSWER CHOICES	RESPONSES	
None (1)	3.53%	3
1-5 (2)	28.24%	24
6-10 (3)	27.06%	23
11-15 (4)	10.59%	9
16-20 (5)	9.41%	8
21+ (6)	21.18%	18
TOTAL		85

BASIC STATISTICS				
Minimum	Maximum	Median	Mean	Standard Deviation
1.00	6.00	3.00	3.58	1.57

Q3 What is your role/position on the farm? (Select all that apply):

Answered: 85    Skipped: 0



ANSWER CHOICES	RESPONSES	
Employee (1)	18.82%	16
Family Help (unpaid) (2)	29.41%	25
Manager (3)	30.59%	26
Owner (4)	65.88%	56
Partner (5)	27.06%	23
Volunteer (6)	2.35%	2
Not a Farmer (7)	3.53%	3
Other (please specify) (8)	1.18%	1
Total Respondents: 85		

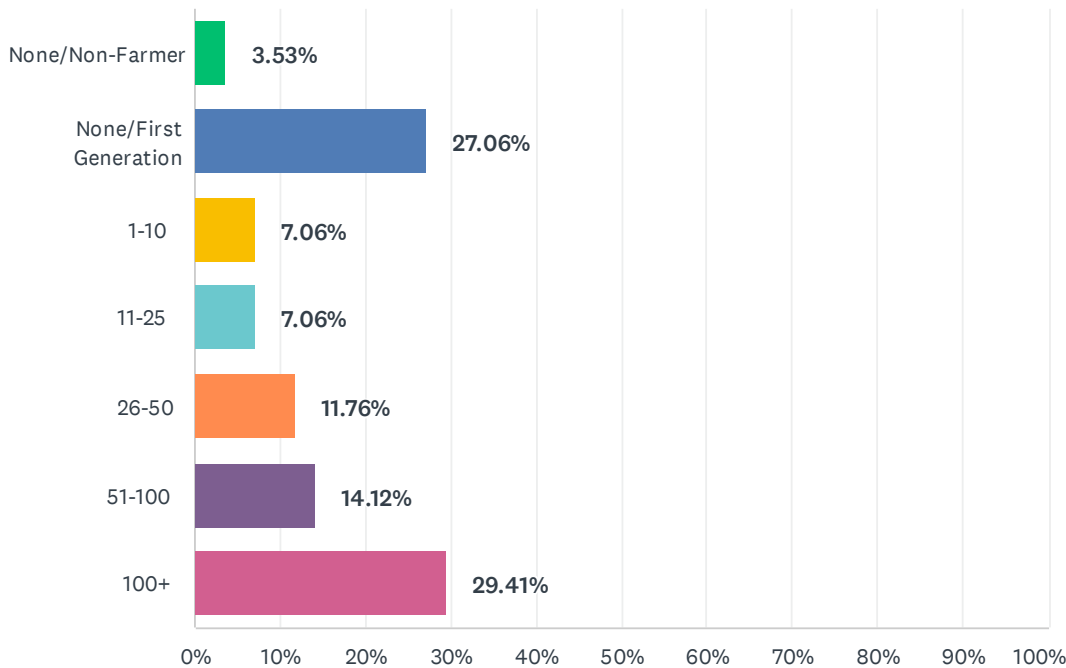
BASIC STATISTICS				
Minimum	Maximum	Median	Mean	Standard Deviation
1.00	8.00	4.00	3.45	1.40

#	OTHER (PLEASE SPECIFY)	DATE
1	To clarify: I have my own family farm and work on another farm	1/10/2025 4:31 PM



Q4 How many years has your family been farming?

Answered: 85    Skipped: 0

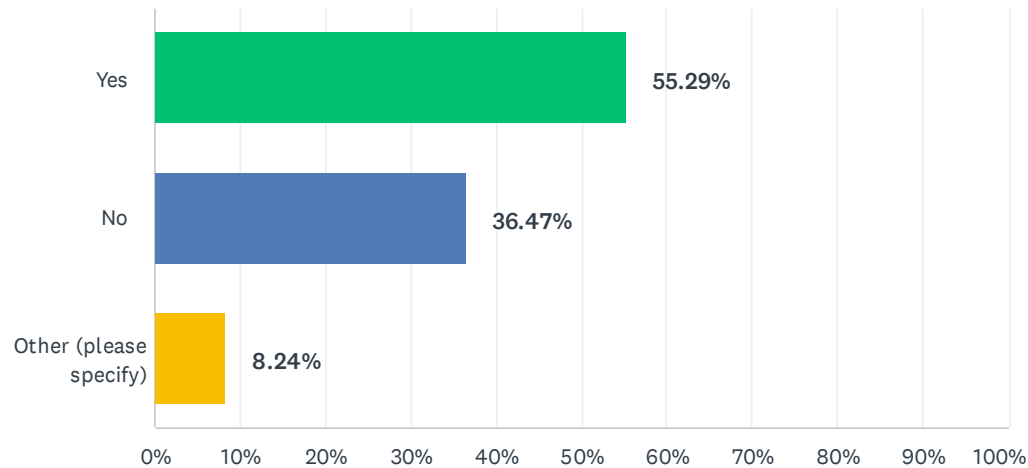


ANSWER CHOICES		RESPONSES	
None/Non-Farmer (1)		3.53%	3
None/First Generation (2)		27.06%	23
1-10 (3)		7.06%	6
11-25 (4)		7.06%	6
26-50 (5)		11.76%	10
51-100 (6)		14.12%	12
100+ (7)		29.41%	25
TOTAL			85

BASIC STATISTICS				
Minimum	Maximum	Median	Mean	Standard Deviation
1.00	7.00	5.00	4.56	2.12

Q5 Did you grow up on a farm?

Answered: 85    Skipped: 0



ANSWER CHOICES	RESPONSES	
Yes (1)	55.29%	47
No (2)	36.47%	31
Other (please specify) (3)	8.24%	7
TOTAL		85

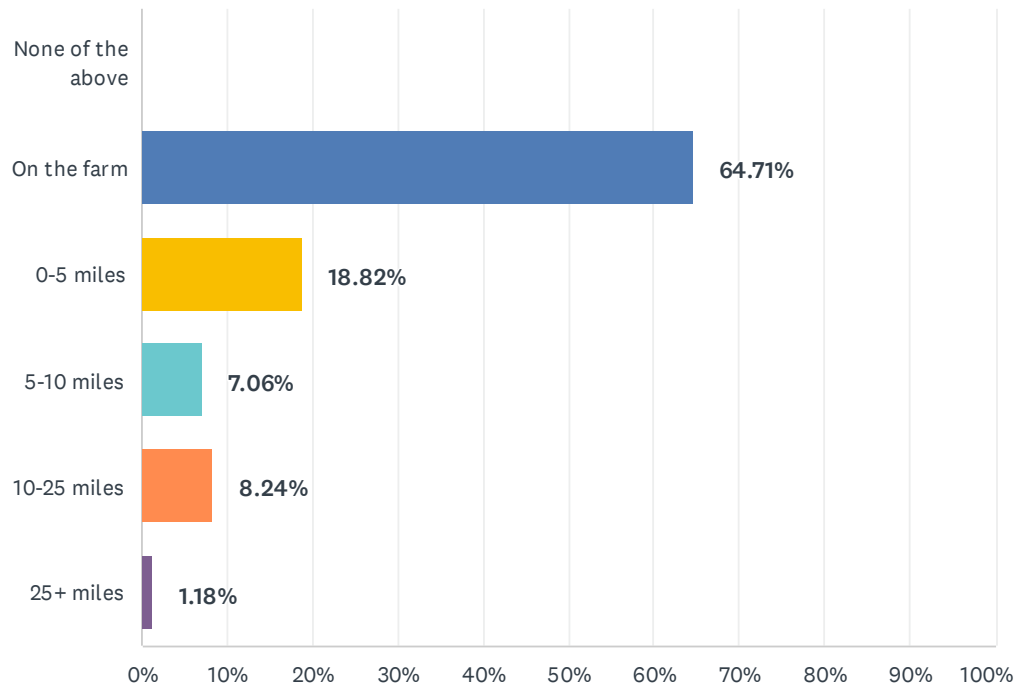
BASIC STATISTICS				
Minimum	Maximum	Median	Mean	Standard Deviation
1.00	3.00	1.00	1.53	0.64

#	OTHER (PLEASE SPECIFY)	DATE
1	I did not, but my grandparents still had their farm when I was growing up	1/19/2025 11:04 PM
2	My grandparents owned a farm, we do not live on a farm but now rent property to farm.	1/17/2025 9:08 AM
3	I worked on family friends farm growing up	1/10/2025 2:32 PM
4	I spent extended time at my grandparents' and uncle/aunt's farm	1/5/2025 2:23 PM
5	Part time	12/10/2024 12:10 PM
6	Married and moved to the farm at 18	12/9/2024 6:48 PM
7	Yes but my grandparents no longer farmed	12/6/2024 12:46 AM



## Q6 Where do you live in relation to your ag operation? (Distance in miles)

Answered: 85    Skipped: 0

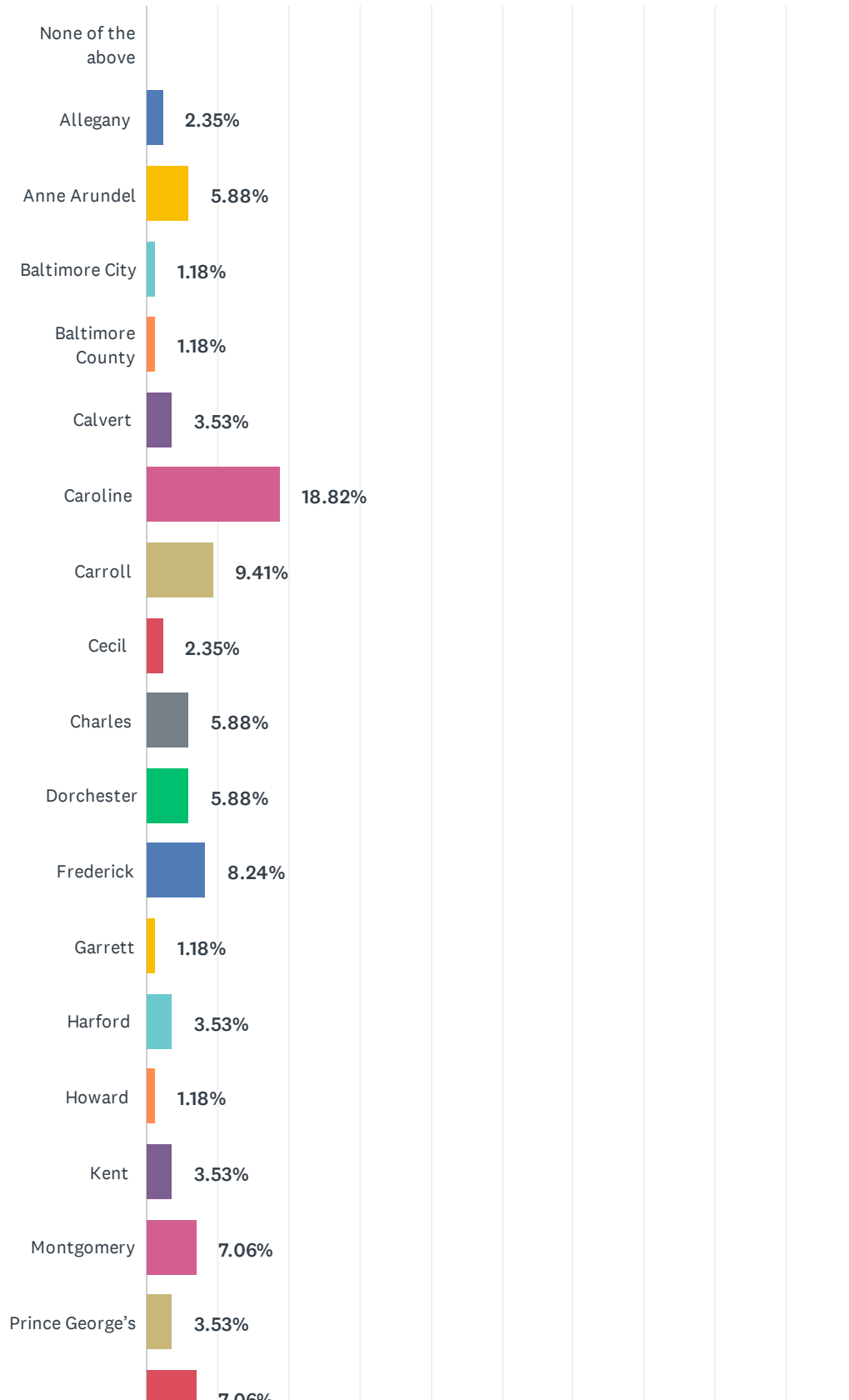


ANSWER CHOICES	RESPONSES	
None of the above	0.00%	0
On the farm (1)	64.71%	55
0-5 miles (2)	18.82%	16
5-10 miles (3)	7.06%	6
10-25 miles (4)	8.24%	7
25+ miles (5)	1.18%	1
<b>TOTAL</b>		<b>85</b>

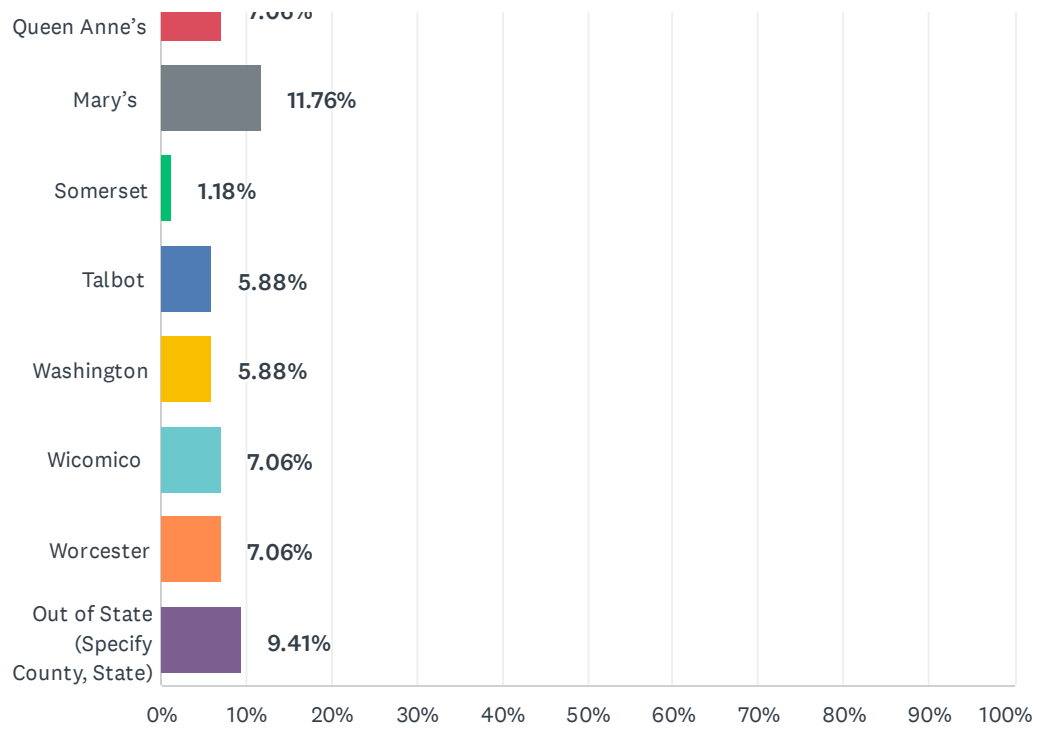
BASIC STATISTICS				
Minimum 1.00	Maximum 5.00	Median 1.00	Mean 1.62	Standard Deviation 1.01

## Q7 In what counties is your ag business located? (Select all that apply):

Answered: 85 Skipped: 0



## Maryland Young Farmers Survey 2024



# Maryland Young Farmers Survey 2024

ANSWER CHOICES		RESPONSES	
None of the above		0.00%	0
Allegany (1)		2.35%	2
Anne Arundel (2)		5.88%	5
Baltimore City (3)		1.18%	1
Baltimore County (4)		1.18%	1
Calvert (5)		3.53%	3
Caroline (6)		18.82%	16
Carroll (7)		9.41%	8
Cecil (8)		2.35%	2
Charles (9)		5.88%	5
Dorchester (10)		5.88%	5
Frederick (11)		8.24%	7
Garrett (12)		1.18%	1
Harford (13)		3.53%	3
Howard (14)		1.18%	1
Kent (15)		3.53%	3
Montgomery (16)		7.06%	6
Prince George's (17)		3.53%	3
Queen Anne's (18)		7.06%	6
Mary's (19)		11.76%	10
Somerset (20)		1.18%	1
Talbot (21)		5.88%	5
Washington (22)		5.88%	5
Wicomico (23)		7.06%	6
Worcester (24)		7.06%	6
Out of State (Specify County, State) (25)		9.41%	8
Total Respondents: 85			

BASIC STATISTICS				
Minimum	Maximum	Median	Mean	Standard Deviation
1.00	26.00	14.00	13.90	7.40

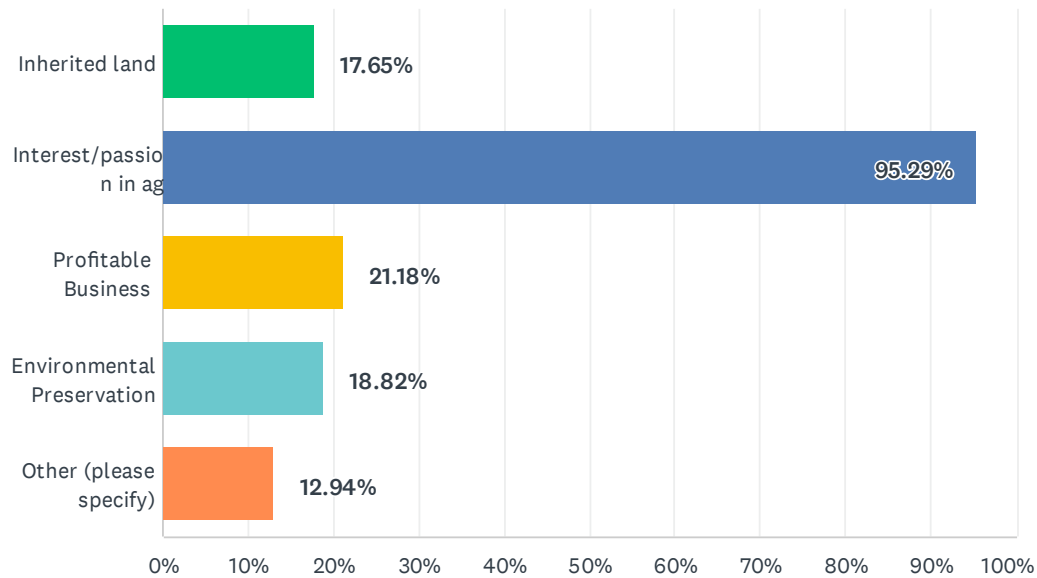
#	OUT OF STATE (SPECIFY COUNTY, STATE)	DATE
1	New Castle Co., DE	2/15/2025 6:37 AM

# Maryland Young Farmers Survey 2024

2	Kent, DE	2/14/2025 9:03 AM
3	Adams, PA	1/13/2025 7:52 AM
4	Sussex delaware	1/8/2025 7:23 AM
5	Sussex delware	12/14/2024 8:57 PM
6	Kent, DE	12/6/2024 9:19 PM
7	New Castle County, DE	6/19/2024 4:04 PM
8	Virginia	6/11/2024 8:29 AM

## Q8 What motivated you to continue/ start farming? (Select all that apply):

Answered: 85 Skipped: 0



ANSWER CHOICES	RESPONSES	
Inherited land (1)	17.65%	15
Interest/passion in ag (2)	95.29%	81
Profitable Business (3)	21.18%	18
Environmental Preservation (4)	18.82%	16
Other (please specify) (5)	12.94%	11
Total Respondents: 85		

BASIC STATISTICS				
Minimum 1.00	Maximum 5.00	Median 2.00	Mean 2.48	Standard Deviation 1.08

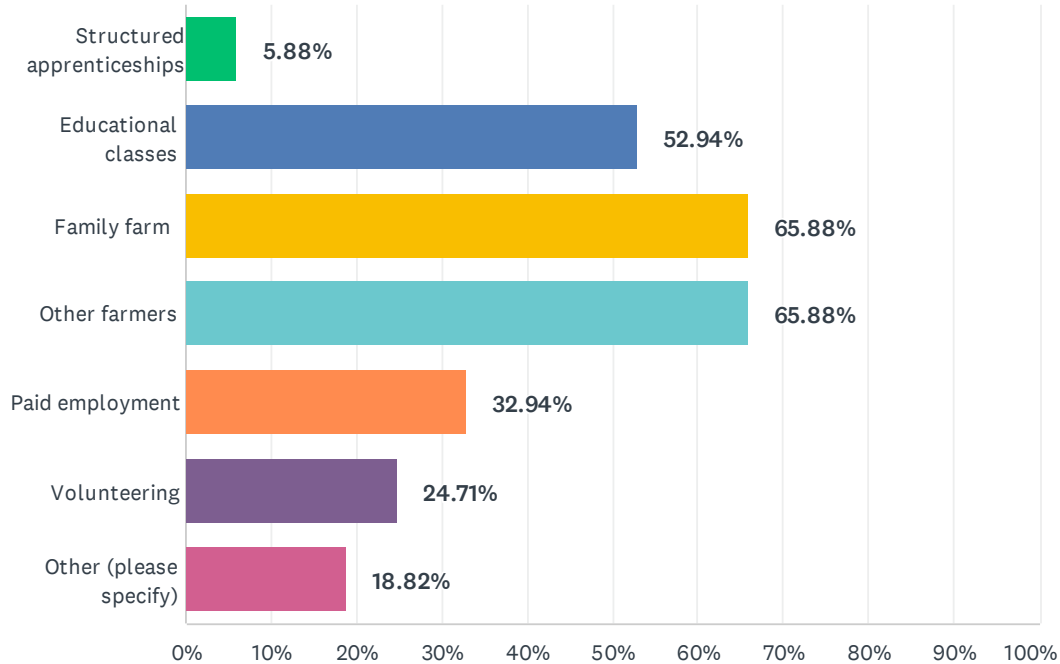
#	OTHER (PLEASE SPECIFY)	DATE
1	Fresh food access in DC, and regeneration of soil health	3/6/2025 9:14 AM
2	In the blood	2/20/2025 9:50 AM
3	Keep tradition alive for next generation	2/15/2025 6:37 AM
4	Reconnect with simpler way of living and cleaner food	2/14/2025 11:51 AM
5	Married into farm family	2/2/2025 6:31 PM
6	Sustainability	1/24/2025 3:42 PM
7	History and self sustainability	1/19/2025 11:04 PM
8	Help educate youth	12/19/2024 9:33 AM

## Maryland Young Farmers Survey 2024

9	My grandfathers love of the land that he taught me	12/14/2024 8:57 PM
10	I want my kids to grow up with the opportunities I did, not glued to a screen	12/7/2024 9:29 PM
11	Solution to food desert crisis	11/28/2024 5:28 PM

## Q9 In what ways have you gained farming experience? (Select all that apply):

Answered: 85 Skipped: 0



ANSWER CHOICES	RESPONSES	
Structured apprenticeships (1)	5.88%	5
Educational classes (2)	52.94%	45
Family farm (3)	65.88%	56
Other farmers (4)	65.88%	56
Paid employment (5)	32.94%	28
Volunteering (6)	24.71%	21
Other (please specify) (7)	18.82%	16
Total Respondents: 85		

BASIC STATISTICS				
Minimum	Maximum	Median	Mean	Standard Deviation
1.00	7.00	4.00	3.81	1.53

#	OTHER (PLEASE SPECIFY)	DATE
1	Hands on, school of hard knocks	2/20/2025 9:50 AM
2	Total acre	2/14/2025 8:53 PM
3	YouTube, Facebook groups, online blogs, trial/error	2/14/2025 11:51 AM

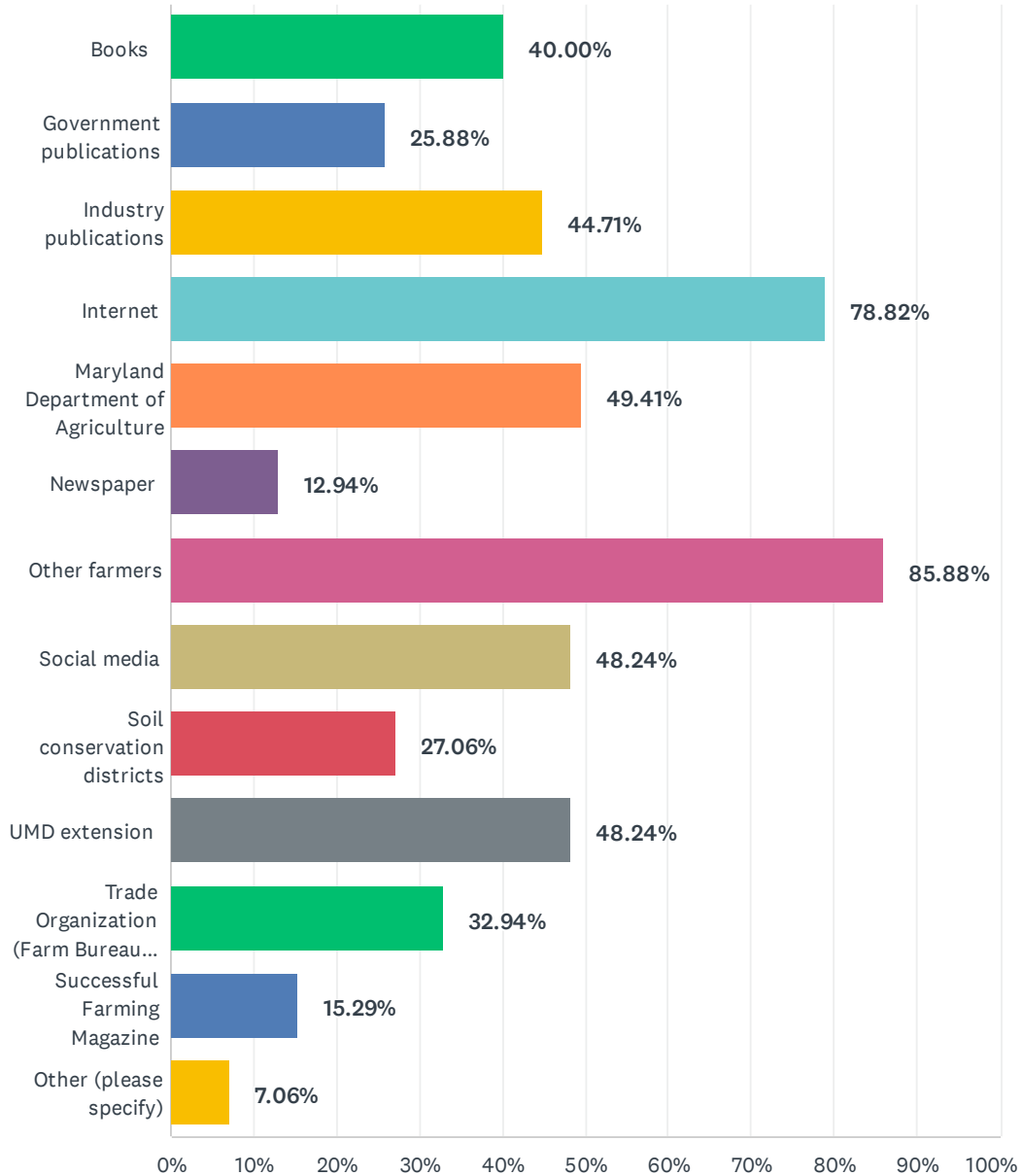


# Maryland Young Farmers Survey 2024

4	4H	1/17/2025 5:08 PM
5	4-H	1/17/2025 9:08 AM
6	Service sector work	1/13/2025 7:52 AM
7	Failures	1/12/2025 8:28 AM
8	FFA / 4-H	1/10/2025 2:32 PM
9	Reading	1/5/2025 2:23 PM
10	farm shows/farm visits	1/1/2025 2:27 PM
11	Learning on the go with our small farm	12/24/2024 6:36 PM
12	4-H	12/23/2024 4:50 PM
13	Selling seed	12/14/2024 8:57 PM
14	Community	12/7/2024 9:29 PM
15	Future harvest	11/28/2024 5:28 PM
16	self taught	6/24/2024 2:27 PM

## Q10 What sources do you use when you need information regarding farming? (Select all that apply):

Answered: 85 Skipped: 0



# Maryland Young Farmers Survey 2024

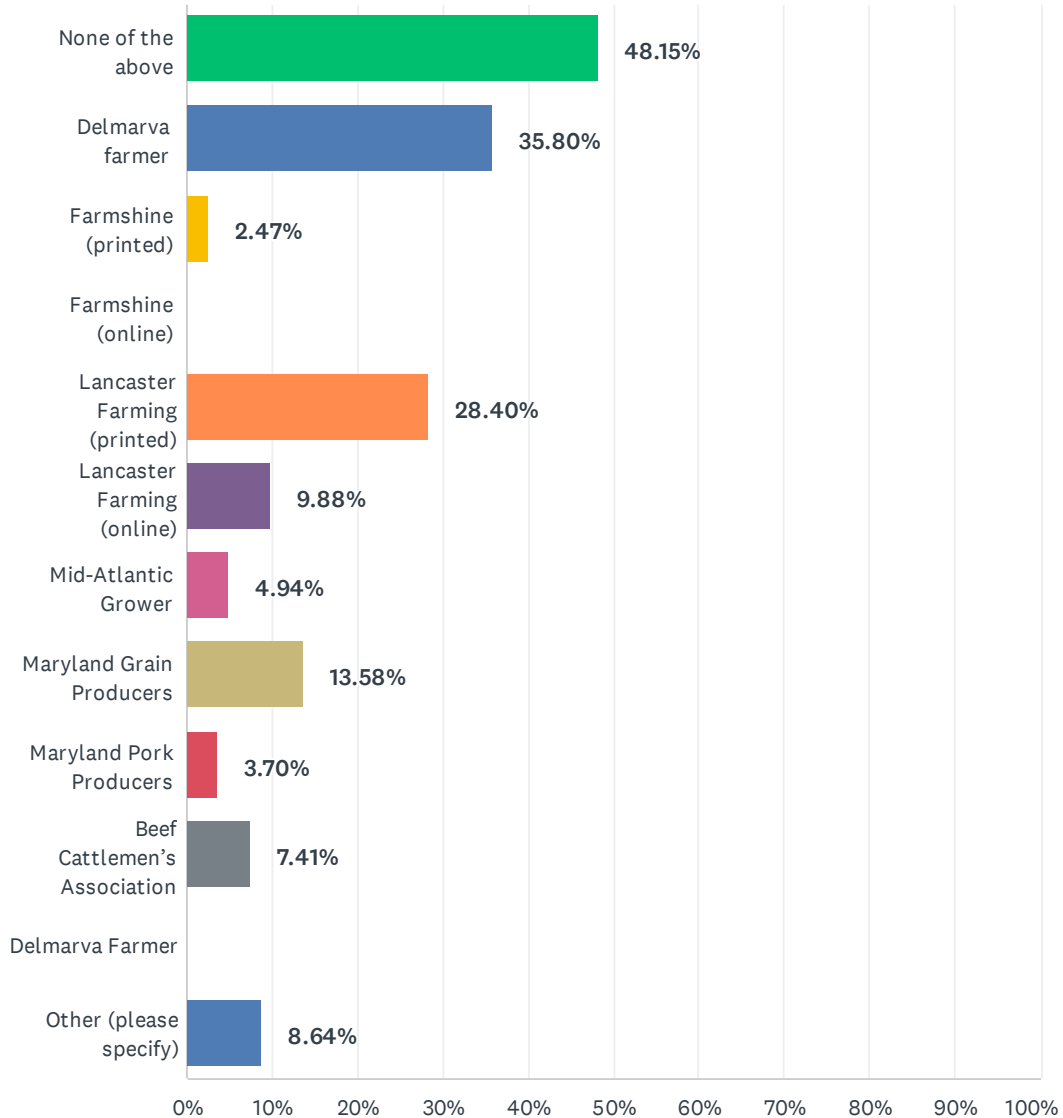
ANSWER CHOICES	RESPONSES	
Books (1)	40.00%	34
Government publications (2)	25.88%	22
Industry publications (3)	44.71%	38
Internet (4)	78.82%	67
Maryland Department of Agriculture (5)	49.41%	42
Newspaper (6)	12.94%	11
Other farmers (7)	85.88%	73
Social media (8)	48.24%	41
Soil conservation districts (9)	27.06%	23
UMD extension (10)	48.24%	41
Trade Organization (Farm Bureau, Corn Growers Assn., etc.) (11)	32.94%	28
Successful Farming Magazine (12)	15.29%	13
Other (please specify) (13)	7.06%	6
Total Respondents: 85		

BASIC STATISTICS				
Minimum 1.00	Maximum 13.00	Median 7.00	Mean 6.23	Standard Deviation 3.16

#	OTHER (PLEASE SPECIFY)	DATE
1	My grandparents & dad	2/27/2025 12:28 AM
2	Allied partners	2/16/2025 7:10 AM
3	Farming Groups such as Total Acre, Extreme Ag	2/15/2025 2:47 PM
4	ChatGPT	2/15/2025 6:37 AM
5	Umes extension	11/28/2024 5:28 PM
6	Other University Research	6/19/2024 4:04 PM

## Q11 Do you subscribe to any online farming/ag publications? (Select all that apply):

Answered: 81 Skipped: 4



# Maryland Young Farmers Survey 2024

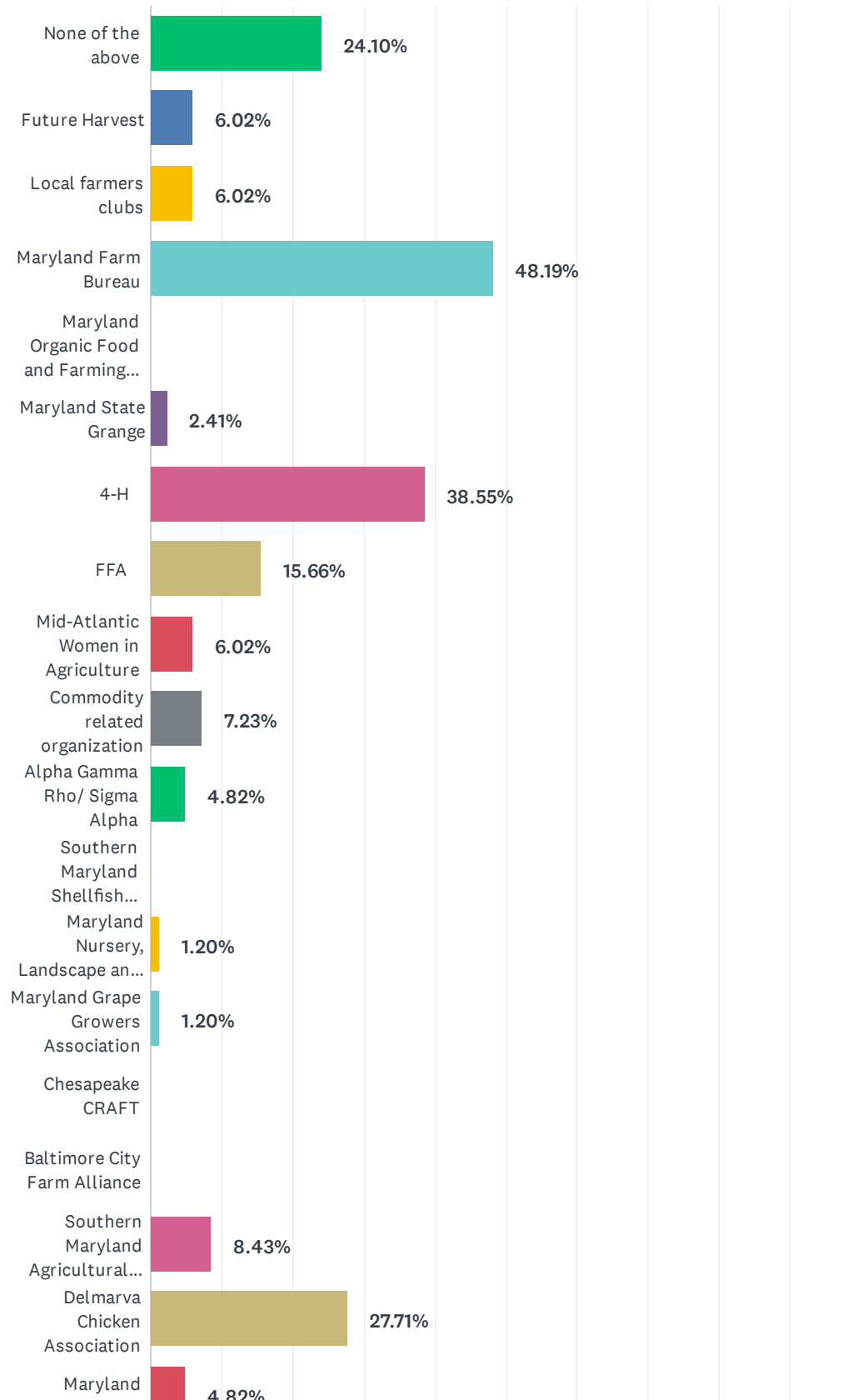
ANSWER CHOICES	RESPONSES	
None of the above	48.15%	39
Delmarva farmer (1)	35.80%	29
Farmshine (printed) (2)	2.47%	2
Farmshine (online) (3)	0.00%	0
Lancaster Farming (printed) (4)	28.40%	23
Lancaster Farming (online) (5)	9.88%	8
Mid-Atlantic Grower (6)	4.94%	4
Maryland Grain Producers (7)	13.58%	11
Maryland Pork Producers (8)	3.70%	3
Beef Cattlemen's Association (9)	7.41%	6
Delmarva Farmer (10)	0.00%	0
Other (please specify) (11)	8.64%	7
Total Respondents: 81		

BASIC STATISTICS				
Minimum 1.00	Maximum 12.00	Median 4.00	Mean 4.60	Standard Deviation 3.29

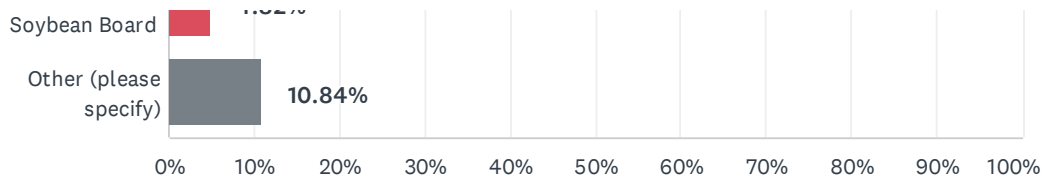
#	OTHER (PLEASE SPECIFY)	DATE
1	Hereford Association	2/27/2025 1:45 PM
2	Dairy breed magazines	2/20/2025 9:50 AM
3	Standard Grain on YouTube	2/15/2025 6:37 AM
4	Agri-Pulse, Farm Journal	2/2/2025 6:31 PM
5	International poultry producers	1/23/2025 1:35 AM
6	Clydesdale breeders Association	11/27/2024 5:09 PM
7	DTN	6/19/2024 4:04 PM

## Q12 With what ag organizations are you affiliated? (Select all that apply):

Answered: 83 Skipped: 2



## Maryland Young Farmers Survey 2024



ANSWER CHOICES	RESPONSES	
None of the above	24.10%	20
Future Harvest (1)	6.02%	5
Local farmers clubs (2)	6.02%	5
Maryland Farm Bureau (3)	48.19%	40
Maryland Organic Food and Farming Association (4)	0.00%	0
Maryland State Grange (5)	2.41%	2
4-H (6)	38.55%	32
FFA (7)	15.66%	13
Mid-Atlantic Women in Agriculture (8)	6.02%	5
Commodity related organization (9)	7.23%	6
Alpha Gamma Rho/ Sigma Alpha (10)	4.82%	4
Southern Maryland Shellfish Growers Association (11)	0.00%	0
Maryland Nursery, Landscape and Greenhouse Association (12)	1.20%	1
Maryland Grape Growers Association (13)	1.20%	1
Chesapeake CRAFT (14)	0.00%	0
Baltimore City Farm Alliance (15)	0.00%	0
Southern Maryland Agricultural Development Commission (16)	8.43%	7
Delmarva Chicken Association (17)	27.71%	23
Maryland Soybean Board (18)	4.82%	4
Other (please specify) (19)	10.84%	9
Total Respondents: 83		

BASIC STATISTICS				
Minimum 1.00	Maximum 20.00	Median 6.00	Mean 8.55	Standard Deviation 5.98

#	OTHER (PLEASE SPECIFY)	DATE
1	Montgomery County Agricultural Fair	2/27/2025 5:13 PM
2	Hereford Association	2/27/2025 1:45 PM
3	Maryland Dairy Goat Association	2/18/2025 12:38 PM

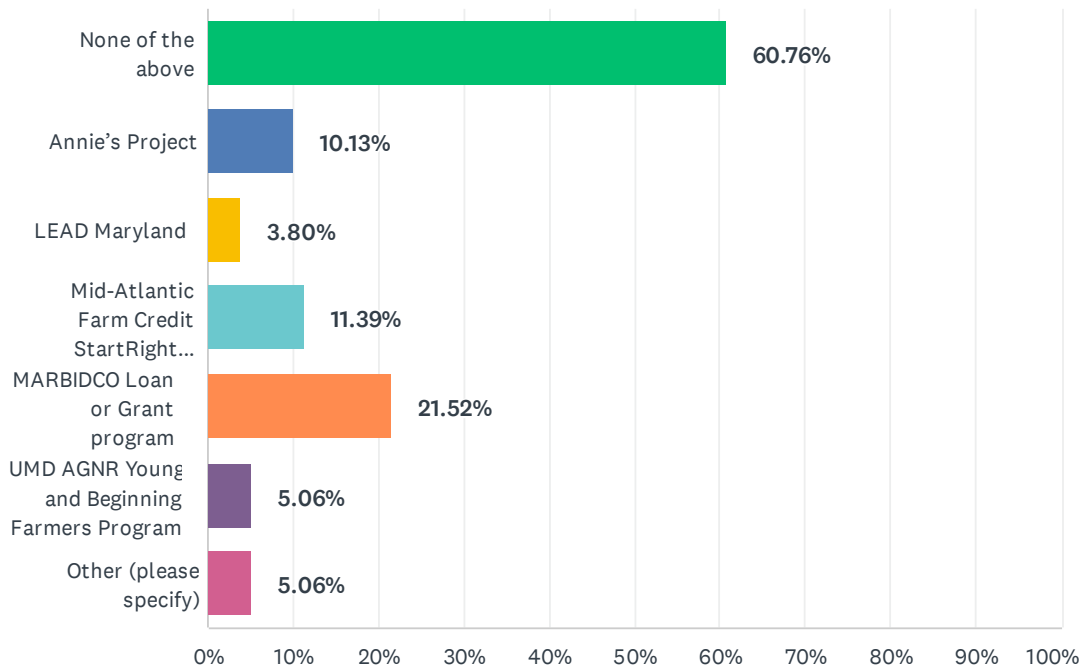
## Maryland Young Farmers Survey 2024

4	LEAD	2/14/2025 8:53 PM
5	Maryland Sheep Breeders Association	1/13/2025 7:52 AM
6	GALA	1/7/2025 8:59 AM
7	Maryland Dairy Shrine	1/4/2025 10:33 AM
8	Maryland Draft Horse & Mule Association	11/27/2024 5:09 PM
9	Maryland pork producers	6/13/2024 7:48 AM



Q13 In what ag programs have you participated? (Select all that apply):

Answered: 79    Skipped: 6



ANSWER CHOICES	RESPONSES	
None of the above	60.76%	48
Annie's Project (1)	10.13%	8
LEAD Maryland (2)	3.80%	3
Mid-Atlantic Farm Credit StartRight Program (3)	11.39%	9
MARBIDCO Loan or Grant program (4)	21.52%	17
UMD AGNR Young and Beginning Farmers Program (5)	5.06%	4
Other (please specify) (6)	5.06%	4
Total Respondents: 79		

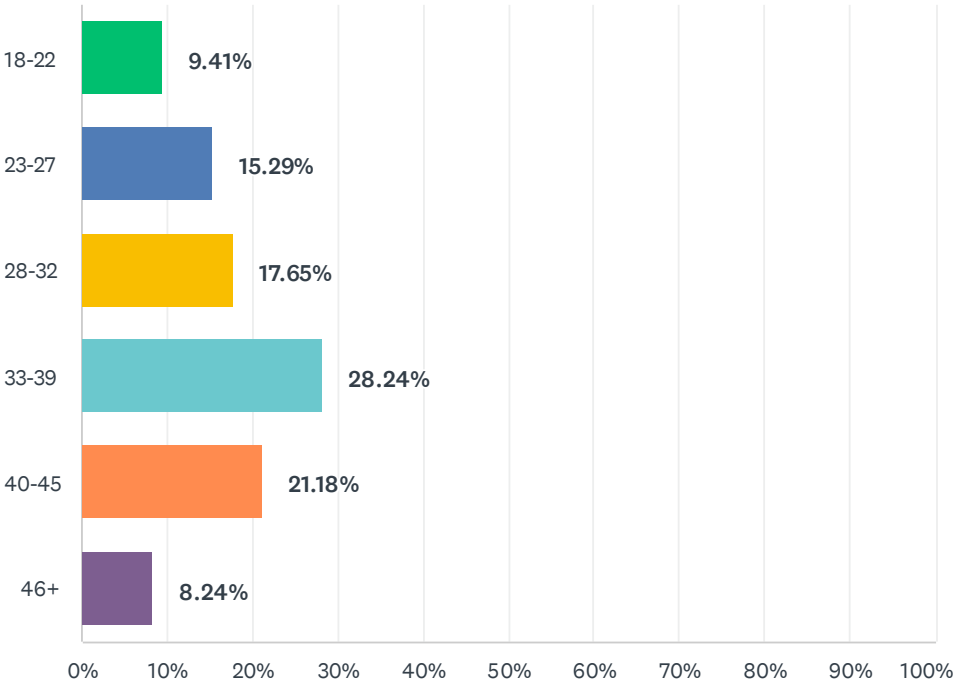
BASIC STATISTICS				
Minimum	Maximum	Median	Mean	Standard Deviation
1.00	7.00	4.00	3.49	1.64

#	OTHER (PLEASE SPECIFY)	DATE
1	Colonial Farm Credit's financial literacy program	2/2/2025 6:31 PM
2	4H	1/17/2025 5:08 PM
3	LEAD program through a private Ag Business	1/4/2025 10:33 AM
4	SMADC mentorship	12/7/2024 9:29 PM



Q14 What is your age:

Answered: 85    Skipped: 0

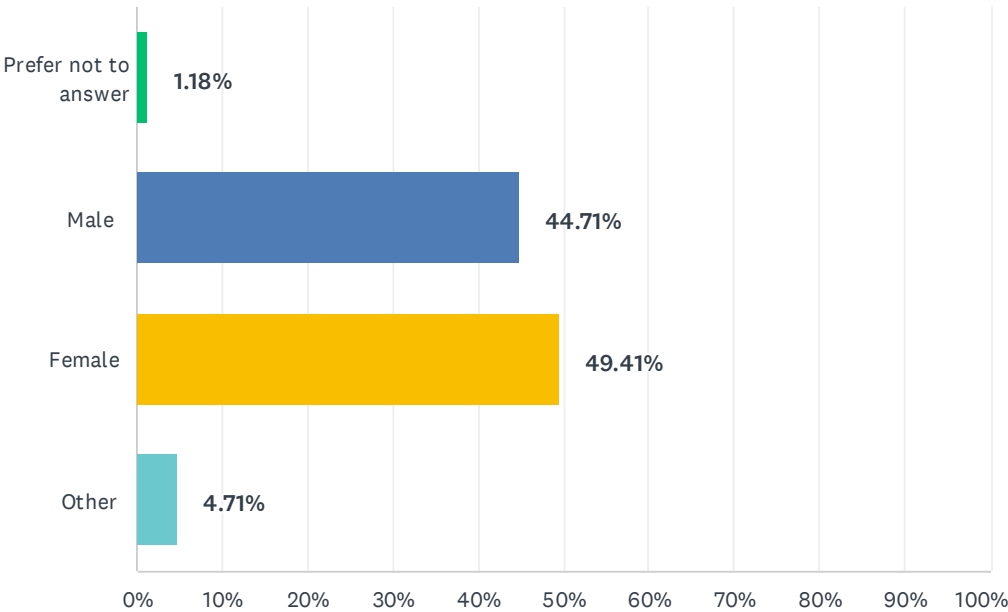


ANSWER CHOICES	RESPONSES	
18-22 (1)	9.41%	8
23-27 (2)	15.29%	13
28-32 (3)	17.65%	15
33-39 (4)	28.24%	24
40-45 (5)	21.18%	18
46+ (6)	8.24%	7
TOTAL		85

BASIC STATISTICS				
Minimum 1.00	Maximum 6.00	Median 4.00	Mean 3.61	Standard Deviation 1.42

Q15 What is your gender:

Answered: 85    Skipped: 0



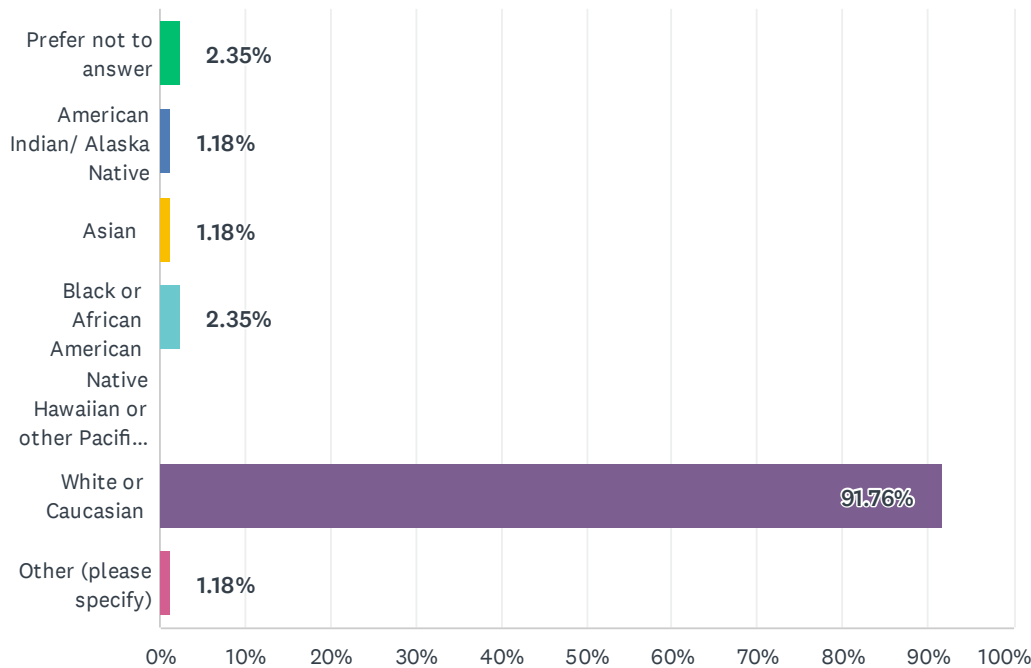
ANSWER CHOICES		RESPONSES	
Prefer not to answer		1.18%	1
Male (1)		44.71%	38
Female (2)		49.41%	42
Other (3)		4.71%	4
TOTAL			85

BASIC STATISTICS				
Minimum	Maximum	Median	Mean	Standard Deviation
1.00	4.00	2.00	1.64	0.72

#	OTHER	DATE
1	Non-binary	3/7/2025 10:46 PM
2	Non Binary	1/19/2025 11:04 PM
3	Nonbinary	12/24/2024 6:36 PM
4	Attack Helicopter	6/12/2024 6:23 PM

Q16 Please specify your race

Answered: 85    Skipped: 0



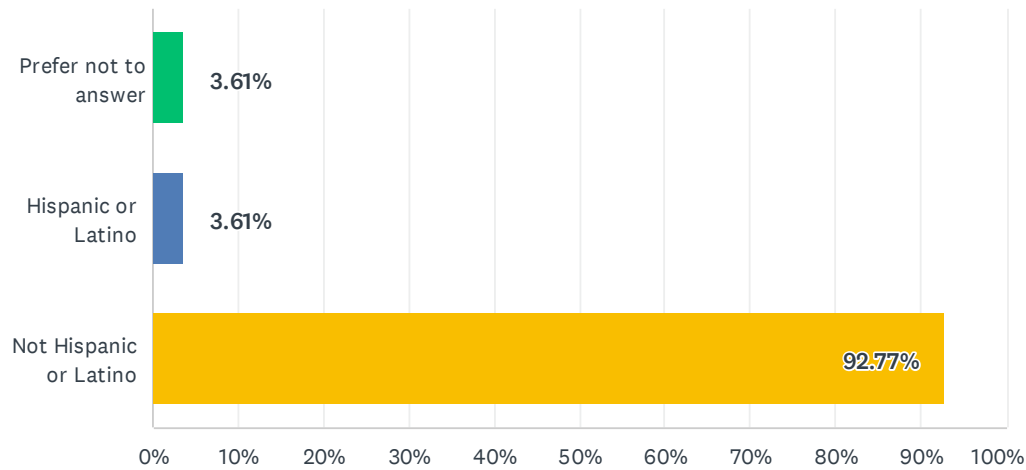
ANSWER CHOICES	RESPONSES	
Prefer not to answer	2.35%	2
American Indian/ Alaska Native (1)	1.18%	1
Asian (2)	1.18%	1
Black or African American (3)	2.35%	2
Native Hawaiian or other Pacific Islander (4)	0.00%	0
White or Caucasian (5)	91.76%	78
Other (please specify) (6)	1.18%	1
TOTAL		85

BASIC STATISTICS				
Minimum	Maximum	Median	Mean	Standard Deviation
1.00	7.00	5.00	4.89	0.66

#	OTHER (PLEASE SPECIFY)	DATE
1	Multiple	12/18/2024 5:42 PM

Q17 Please specify your ethnicity:

Answered: 83    Skipped: 2

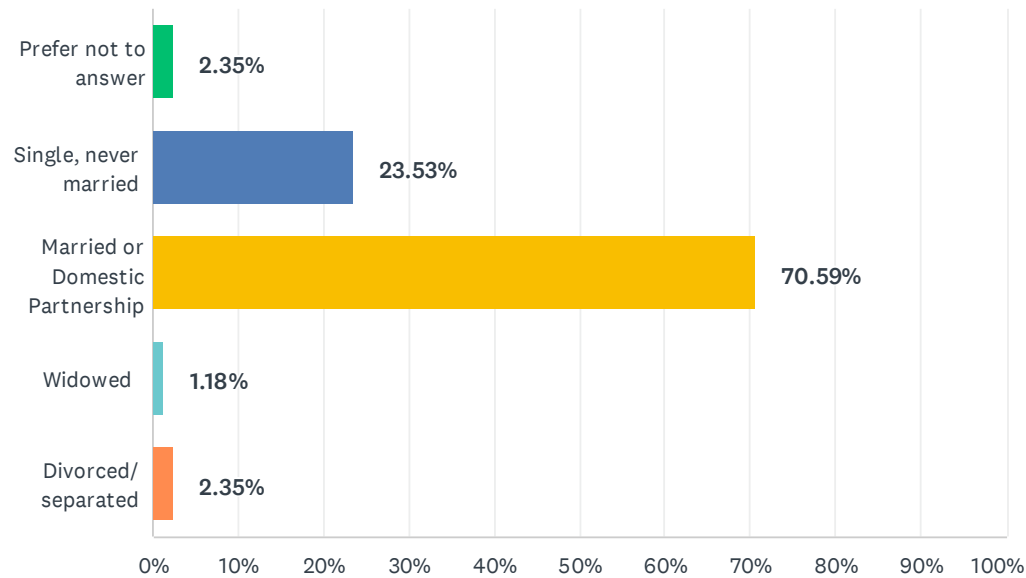


ANSWER CHOICES		RESPONSES	
Prefer not to answer		3.61%	3
Hispanic or Latino (1)		3.61%	3
Not Hispanic or Latino (2)		92.77%	77
TOTAL			83

BASIC STATISTICS				
Minimum	Maximum	Median	Mean	Standard Deviation
1.00	2.00	2.00	1.96	0.19

# Q18 Marital Status?

Answered: 85    Skipped: 0

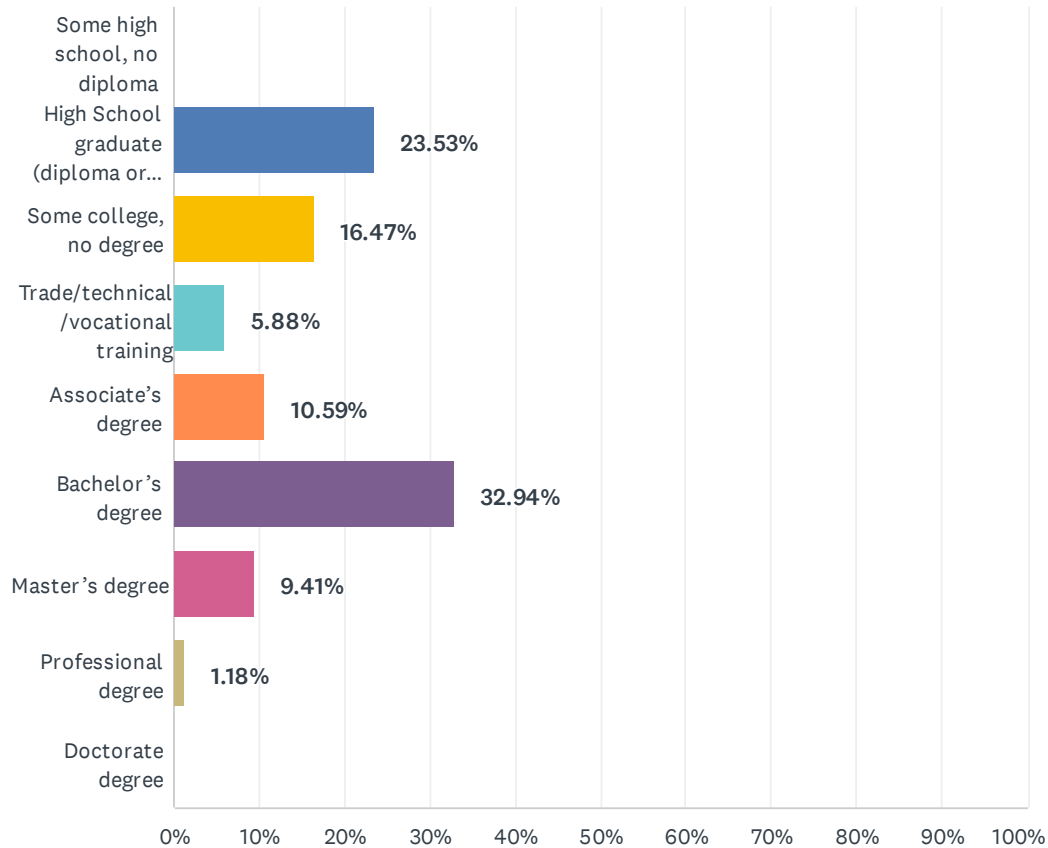


ANSWER CHOICES		RESPONSES	
Prefer not to answer		2.35%	2
Single, never married (1)		23.53%	20
Married or Domestic Partnership (2)		70.59%	60
Widowed (3)		1.18%	1
Divorced/ separated (4)		2.35%	2
TOTAL			85

BASIC STATISTICS				
Minimum	Maximum	Median	Mean	Standard Deviation
1.00	4.00	2.00	1.82	0.56

## Q19 What is the highest degree of school you completed:

Answered: 85 Skipped: 0



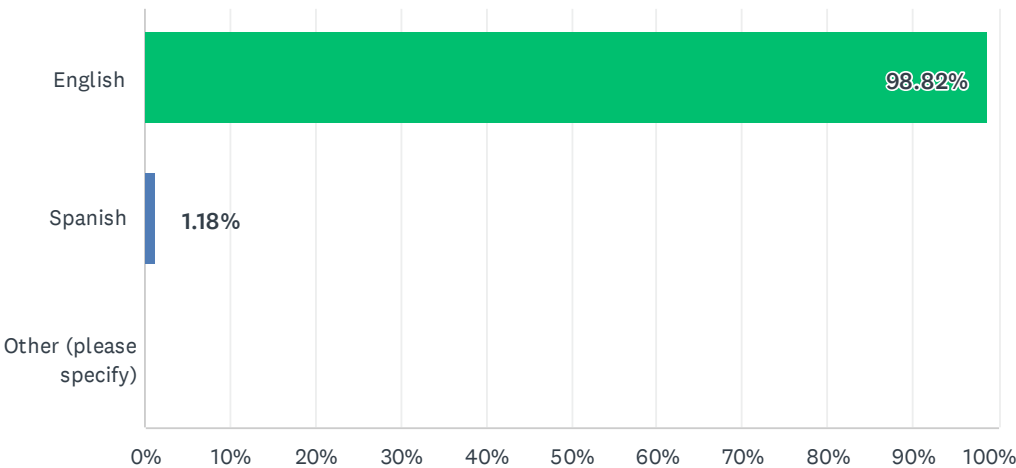
ANSWER CHOICES	RESPONSES	
Some high school, no diploma (1)	0.00%	0
High School graduate (diploma or eq.) (2)	23.53%	20
Some college, no degree (3)	16.47%	14
Trade/technical/vocational training (4)	5.88%	5
Associate's degree (5)	10.59%	9
Bachelor's degree (6)	32.94%	28
Master's degree (7)	9.41%	8
Professional degree (8)	1.18%	1
Doctorate degree (9)	0.00%	0
<b>TOTAL</b>		<b>85</b>



BASIC STATISTICS				
Minimum 2.00	Maximum 8.00	Median 5.00	Mean 4.46	Standard Deviation 1.83

Q20 What language do you prefer to see communication?

Answered: 85 Skipped: 0



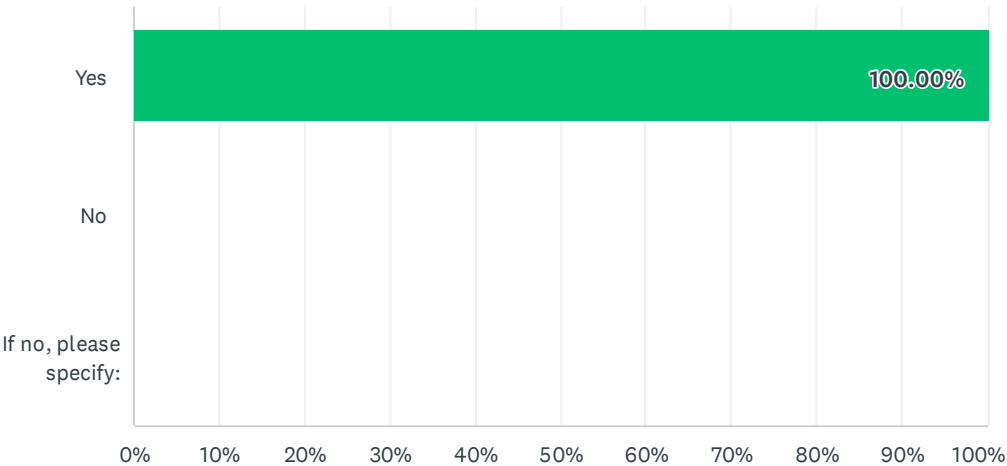
ANSWER CHOICES		RESPONSES	
English (1)		98.82%	84
Spanish (2)		1.18%	1
Other (please specify) (3)		0.00%	0
TOTAL			85

BASIC STATISTICS				
Minimum	Maximum	Median	Mean	Standard Deviation
1.00	2.00	1.00	1.01	0.11

#	OTHER (PLEASE SPECIFY)	DATE
	There are no responses.	

Q21 Is English your first language?

Answered: 85    Skipped: 0



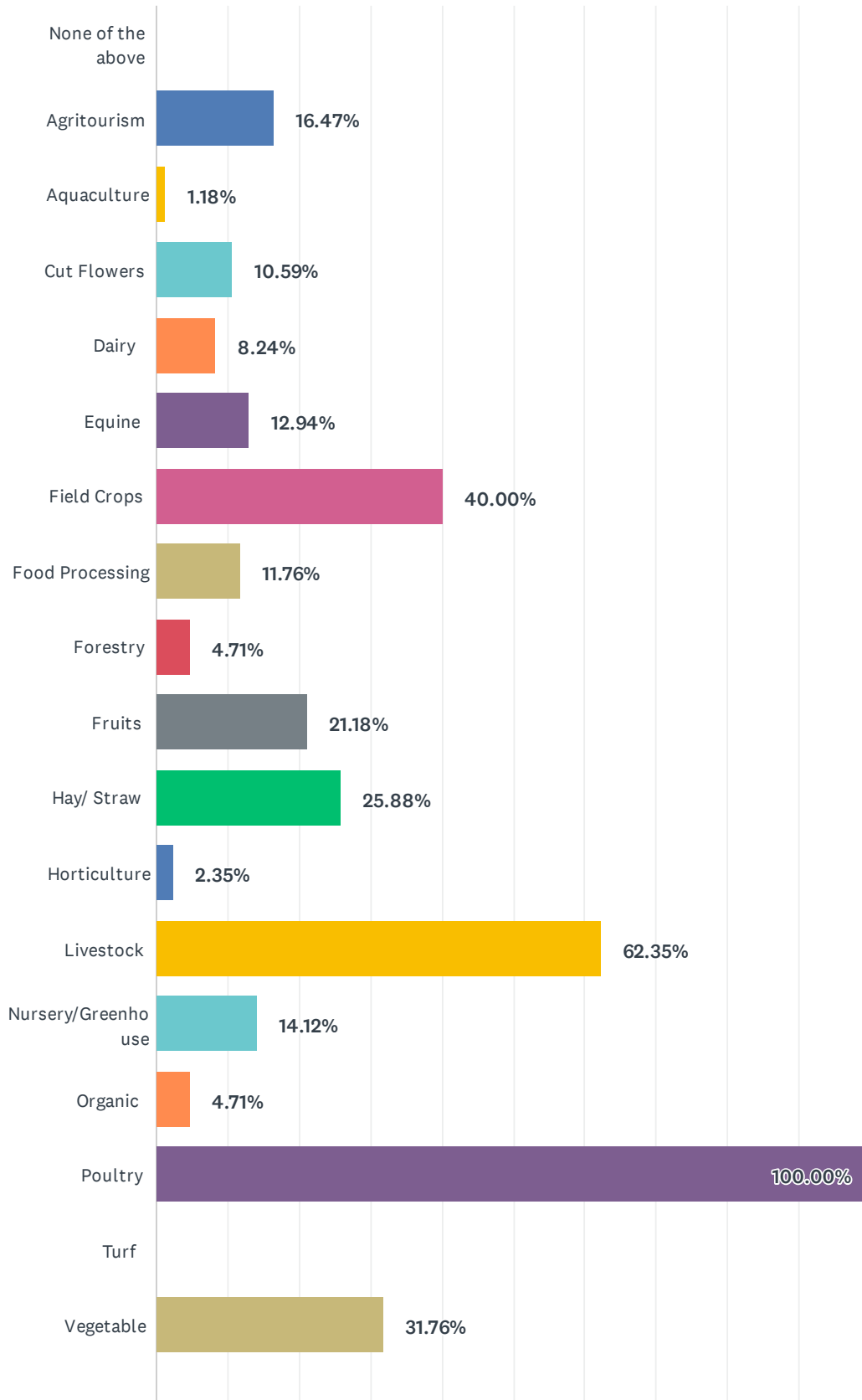
ANSWER CHOICES		RESPONSES	
Yes (1)		100.00%	85
No (2)		0.00%	0
If no, please specify: (3)		0.00%	0
TOTAL			85

BASIC STATISTICS				
Minimum	Maximum	Median	Mean	Standard Deviation
1.00	1.00	1.00	1.00	0.00

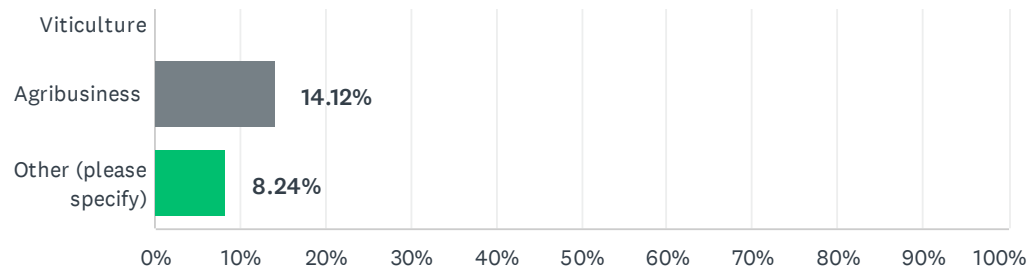
#	IF NO, PLEASE SPECIFY:	DATE
	There are no responses.	

## Q22 What products do you grow/ operate? (Select all that apply):

Answered: 85 Skipped: 0



Maryland Young Farmers Survey 2024



ANSWER CHOICES	RESPONSES	
None of the above	0.00%	0
Agritourism (1)	16.47%	14
Aquaculture (2)	1.18%	1
Cut Flowers (3)	10.59%	9
Dairy (4)	8.24%	7
Equine (5)	12.94%	11
Field Crops (6)	40.00%	34
Food Processing (7)	11.76%	10
Forestry (8)	4.71%	4
Fruits (9)	21.18%	18
Hay/ Straw (10)	25.88%	22
Horticulture (11)	2.35%	2
Livestock (12)	62.35%	53
Nursery/Greenhouse (13)	14.12%	12
Organic (14)	4.71%	4
Poultry (15)	100.00%	85
Turf (16)	0.00%	0
Vegetable (17)	31.76%	27
Viticulture (18)	0.00%	0
Agribusiness (19)	14.12%	12
Other (please specify) (20)	8.24%	7
Total Respondents: 85		

BASIC STATISTICS				
Minimum	Maximum	Median	Mean	Standard Deviation
1.00	21.00	12.00	11.42	4.85

#	OTHER (PLEASE SPECIFY)	DATE
---	------------------------	------

## Maryland Young Farmers Survey 2024

1	Dairy products, beef chicken pork	2/20/2025 9:55 AM
2	Goat Dairy	2/18/2025 12:41 PM
3	Pasture	2/2/2025 6:37 PM
4	Fleece and textile products from sheep	1/19/2025 11:11 PM
5	Rabbit	12/20/2024 11:15 PM
6	Homeschooling educational classes	12/19/2024 9:37 AM
7	Seed sales	12/14/2024 9:03 PM

## Q23 How many acres of each crop do you grow/ operate? (Select all that apply):

Answered: 60 Skipped: 25

ANSWER CHOICES	RESPONSES
Agritourism	13.33% 8
Aquaculture	1.67% 1
Cut Flowers	11.67% 7
Field Crops	51.67% 31
Forestry	8.33% 5
Fruits	20.00% 12
Hay/ Straw	33.33% 20
Horticulture	5.00% 3
Nursery/Greenhouse	11.67% 7
Organic	8.33% 5
Turf	1.67% 1
Vegetable	40.00% 24
Viticulture	1.67% 1

#	AGRITOURISM	DATE
1	3	1/19/2025 11:11 PM
2	10	1/7/2025 9:03 AM
3	Some	12/31/2024 4:28 PM
4	8	12/16/2024 8:33 PM
5	14	12/10/2024 12:14 PM
6	5	12/7/2024 9:34 PM
7	1	12/2/2024 12:15 PM
8	100	6/24/2024 2:36 PM

#	AQUACULTURE	DATE
1	0	12/16/2024 8:33 PM

#	CUT FLOWERS	DATE
1	.25	2/14/2025 11:56 AM
2	1/7	1/17/2025 5:13 PM
3	2	1/7/2025 9:27 PM
4	.2	12/16/2024 8:33 PM
5	500sqft	12/2/2024 12:15 PM

# Maryland Young Farmers Survey 2024

6	1	6/24/2024 2:36 PM
7	1/2	6/23/2024 8:18 PM
#	FIELD CROPS	DATE
1	1800	2/15/2025 2:51 PM
2	300	2/15/2025 7:11 AM
3	5000	2/15/2025 6:44 AM
4	1000	2/14/2025 8:58 PM
5	510	2/14/2025 9:08 AM
6	1200	2/14/2025 8:46 AM
7	72	2/13/2025 10:37 PM
8	2	1/24/2025 3:46 PM
9	150	1/23/2025 1:44 AM
10	14	1/12/2025 8:38 AM
11	600	1/11/2025 6:56 PM
12	5	1/11/2025 4:45 PM
13	20	1/10/2025 4:38 PM
14	1200	1/8/2025 7:29 AM
15	200	1/7/2025 9:27 PM
16	25	1/7/2025 9:03 AM
17	155	1/4/2025 10:38 AM
18	370	12/16/2024 8:33 PM
19	1500	12/14/2024 9:03 PM
20	400	12/12/2024 9:59 PM
21	550	12/6/2024 9:24 PM
22	85	11/30/2024 5:11 AM
23	19	11/27/2024 5:29 PM
24	700	10/26/2024 9:10 PM
25	150	6/24/2024 2:36 PM
26	1000	6/24/2024 6:09 AM
27	350	6/23/2024 8:18 PM
28	4800	6/19/2024 4:10 PM
29	4500	6/11/2024 8:34 AM
30	120	6/10/2024 8:39 PM
31	718 acres	6/10/2024 3:54 PM
#	FORESTRY	DATE
1	40	1/20/2025 3:26 PM
2	5	12/16/2024 8:33 PM
3	14	12/10/2024 12:14 PM



# Maryland Young Farmers Survey 2024

4	60	12/9/2024 7:19 PM
5	150	6/24/2024 2:36 PM
#	FRUITS	DATE
1	1/4 acre	3/7/2025 11:02 PM
2	20sq ft	2/27/2025 12:33 AM
3	10	2/14/2025 8:58 PM
4	.5	1/24/2025 3:46 PM
5	< 1	1/5/2025 2:27 PM
6	5	1/4/2025 10:38 AM
7	1	12/16/2024 8:33 PM
8	1	12/9/2024 6:57 PM
9	1	12/7/2024 9:34 PM
10	25	6/24/2024 2:36 PM
11	7	6/23/2024 8:18 PM
12	1/4 acre	6/12/2024 6:31 PM
#	HAY/ STRAW	DATE
1	100	2/27/2025 2:06 PM
2	15	2/14/2025 9:08 AM
3	20	1/12/2025 8:38 AM
4	100	1/10/2025 4:38 PM
5	900+	1/10/2025 1:44 AM
6	150	1/8/2025 3:51 PM
7	250	1/8/2025 7:29 AM
8	80	1/7/2025 9:27 PM
9	20acr	12/31/2024 11:35 PM
10	80	12/31/2024 4:28 PM
11	15	12/16/2024 8:33 PM
12	5	12/9/2024 6:57 PM
13	25	12/7/2024 9:34 PM
14	75	11/28/2024 7:00 PM
15	25	11/27/2024 5:29 PM
16	20	7/3/2024 11:12 AM
17	100	6/24/2024 2:36 PM
18	40	6/23/2024 8:18 PM
19	100	6/13/2024 7:53 AM
20	235 acres	6/10/2024 3:54 PM
#	HORTICULTURE	DATE
1	2 acres	1/1/2025 2:33 PM
2	0	12/16/2024 8:33 PM

# Maryland Young Farmers Survey 2024

3	10	6/24/2024 2:36 PM
#	NURSERY/GREENHOUSE	DATE
1	.2	12/16/2024 8:33 PM
2	1	12/9/2024 6:57 PM
3	14x24 greenhouse	12/6/2024 12:52 AM
4	2	11/30/2024 5:11 AM
5	1	7/3/2024 11:12 AM
6	1	6/24/2024 2:36 PM
7	2	6/10/2024 8:39 PM
#	ORGANIC	DATE
1	1 acre	3/7/2025 11:02 PM
2	5	1/11/2025 4:45 PM
3	2	1/8/2025 6:38 PM
4	80	12/31/2024 4:28 PM
5	0	12/16/2024 8:33 PM
#	TURF	DATE
1	0	12/16/2024 8:33 PM
#	VEGETABLE	DATE
1	3/4 acre	3/7/2025 11:02 PM
2	.5	3/6/2025 9:18 AM
3	300sq ft	2/27/2025 12:33 AM
4	150	2/14/2025 8:58 PM
5	.25	2/14/2025 11:56 AM
6	220	2/14/2025 8:46 AM
7	1	1/24/2025 3:46 PM
8	.5	1/19/2025 11:11 PM
9	5	1/11/2025 4:45 PM
10	25	1/7/2025 9:03 AM
11	< 1	1/5/2025 2:27 PM
12	1	1/4/2025 10:38 AM
13	4	12/16/2024 8:33 PM
14	1	12/10/2024 8:55 PM
15	2	12/10/2024 12:14 PM
16	1	12/9/2024 6:57 PM
17	1	12/7/2024 9:34 PM
18	10	12/2/2024 5:49 PM
19	2	11/27/2024 5:29 PM
20	10	11/26/2024 9:19 AM

# Maryland Young Farmers Survey 2024

21	150	6/24/2024 2:36 PM
22	10	6/23/2024 8:18 PM
23	1/4 acre	6/12/2024 6:31 PM
24	1/2	6/11/2024 10:12 AM
#	VITICULTURE	DATE
1	0	12/16/2024 8:33 PM

## Q24 How many head of each livestock do you raise? (Select all that apply):

Answered: 78    Skipped: 7

ANSWER CHOICES	RESPONSES	
Beef Cattle	41.03%	32
Dairy Cattle	7.69%	6
Pigs	29.49%	23
Goats	34.62%	27
Sheep	19.23%	15
Laying Hens	61.54%	48
Meat Chickens	62.82%	49
Horses	17.95%	14
Turkeys	25.64%	20
Rabbits	19.23%	15
Alpaca/ Llama	5.13%	4

#	BEEF CATTLE	DATE
1	20	2/27/2025 2:06 PM
2	15	2/20/2025 9:55 AM
3	2	2/18/2025 12:41 PM
4	5	2/14/2025 2:28 PM
5	3-9	2/14/2025 11:56 AM
6	15	2/14/2025 9:08 AM
7	6-12 feeder calves	2/2/2025 6:37 PM
8	5	1/23/2025 2:30 PM
9	110	1/23/2025 1:44 AM
10	25	1/13/2025 7:58 AM
11	14	1/12/2025 8:38 AM
12	15	1/10/2025 4:38 PM
13	40	1/8/2025 3:51 PM
14	53	1/8/2025 7:29 AM
15	45	1/7/2025 9:27 PM
16	20	1/7/2025 9:03 AM
17	20	12/31/2024 4:28 PM
18	10	12/17/2024 5:51 AM

# Maryland Young Farmers Survey 2024

19	50	12/16/2024 8:33 PM
20	15 feedlot	12/12/2024 9:59 PM
21	3	12/9/2024 6:57 PM
22	10	12/7/2024 9:34 PM
23	12	12/6/2024 9:24 PM
24	20	11/28/2024 7:00 PM
25	6	11/27/2024 5:29 PM
26	10	7/3/2024 11:12 AM
27	35	6/24/2024 2:36 PM
28	50	6/24/2024 6:09 AM
29	37	6/23/2024 8:18 PM
30	40	6/11/2024 8:34 AM
31	60	6/10/2024 3:54 PM
32	20	6/10/2024 2:37 PM
#	DAIRY CATTLE	DATE
1	5	3/6/2025 10:59 AM
2	120	2/20/2025 9:55 AM
3	6	1/7/2025 9:03 AM
4	120	1/4/2025 10:38 AM
5	3	12/16/2024 8:33 PM
6	1	6/23/2024 8:18 PM
#	PIGS	DATE
1	1	2/18/2025 12:41 PM
2	5	2/14/2025 2:28 PM
3	30	1/24/2025 3:46 PM
4	4	1/23/2025 2:30 PM
5	27	1/23/2025 1:44 AM
6	40	1/12/2025 8:38 AM
7	10	1/10/2025 4:38 PM
8	12	1/7/2025 9:27 PM
9	40	1/7/2025 9:03 AM
10	10	12/31/2024 4:28 PM
11	3	12/23/2024 4:56 PM
12	9	12/18/2024 5:45 PM
13	150	12/17/2024 5:51 AM
14	200	12/16/2024 8:33 PM
15	2	12/9/2024 7:19 PM
16	1	12/9/2024 6:57 PM

# Maryland Young Farmers Survey 2024

17	2	12/7/2024 9:34 PM
18	45	7/3/2024 11:12 AM
19	20	6/24/2024 2:36 PM
20	60	6/24/2024 6:09 AM
21	18	6/23/2024 8:18 PM
22	100	6/13/2024 7:53 AM
23	80	6/10/2024 3:54 PM
#	GOATS	DATE
1	14	2/18/2025 12:41 PM
2	5	2/14/2025 2:28 PM
3	15 does (breeding stock)	2/2/2025 6:37 PM
4	3	1/20/2025 3:26 PM
5	22	1/17/2025 5:13 PM
6	50	1/13/2025 7:58 AM
7	18	1/11/2025 4:45 PM
8	20	1/10/2025 4:38 PM
9	10	1/10/2025 2:38 PM
10	5	1/8/2025 3:51 PM
11	5	1/8/2025 7:29 AM
12	20	1/7/2025 9:03 AM
13	2	12/23/2024 4:56 PM
14	40	12/19/2024 9:37 AM
15	7	12/18/2024 5:45 PM
16	0	12/16/2024 8:33 PM
17	10	12/10/2024 12:14 PM
18	10	12/9/2024 6:57 PM
19	3	12/7/2024 9:34 PM
20	30	12/6/2024 12:52 AM
21	10	11/30/2024 5:27 PM
22	6	11/28/2024 7:00 PM
23	5	11/26/2024 9:19 AM
24	2	6/23/2024 8:18 PM
25	24	6/11/2024 10:12 AM
26	22	6/10/2024 8:39 PM
27	50	6/10/2024 2:37 PM
#	SHEEP	DATE
1	3	2/18/2025 12:41 PM
2	60 ewes (breeding stock)	2/2/2025 6:37 PM

# Maryland Young Farmers Survey 2024

3	6	1/23/2025 2:30 PM
4	10	1/19/2025 11:11 PM
5	24	1/17/2025 9:18 AM
6	200	1/13/2025 7:58 AM
7	100	12/31/2024 11:35 PM
8	0	12/16/2024 8:33 PM
9	30	12/9/2024 6:57 PM
10	2	12/7/2024 9:34 PM
11	56	12/6/2024 12:52 AM
12	20	7/3/2024 11:12 AM
13	50	6/13/2024 7:53 AM
14	24	6/10/2024 3:54 PM
15	20	6/10/2024 2:37 PM
#	LAYING HENS	DATE
1	13	3/7/2025 11:02 PM
2	15	3/6/2025 10:59 AM
3	20	3/6/2025 9:18 AM
4	20	2/27/2025 12:33 AM
5	70	2/20/2025 9:55 AM
6	20	2/14/2025 2:28 PM
7	21	2/14/2025 11:56 AM
8	12	2/2/2025 6:37 PM
9	40	1/24/2025 3:46 PM
10	10	1/23/2025 2:30 PM
11	2000	1/23/2025 1:44 AM
12	21	1/20/2025 3:26 PM
13	18	1/19/2025 11:11 PM
14	16	1/17/2025 5:13 PM
15	14	1/17/2025 9:18 AM
16	10	1/12/2025 8:38 AM
17	75	1/11/2025 4:45 PM
18	50	1/10/2025 4:38 PM
19	30	1/10/2025 2:38 PM
20	12	1/8/2025 3:51 PM
21	10	1/7/2025 9:03 AM
22	3-12	1/5/2025 2:27 PM
23	55	1/4/2025 10:38 AM
24	500	12/31/2024 4:28 PM

# Maryland Young Farmers Survey 2024

25	30	12/24/2024 6:46 PM
26	6	12/23/2024 4:56 PM
27	250	12/19/2024 9:37 AM
28	15	12/18/2024 5:45 PM
29	120	12/17/2024 5:51 AM
30	0	12/16/2024 8:33 PM
31	24	12/10/2024 8:55 PM
32	45	12/10/2024 12:14 PM
33	20	12/9/2024 7:19 PM
34	40	12/9/2024 6:57 PM
35	15	12/7/2024 9:34 PM
36	150	12/6/2024 12:52 AM
37	20	12/2/2024 12:15 PM
38	300	11/30/2024 5:27 PM
39	25	11/27/2024 5:29 PM
40	48	11/26/2024 9:19 AM
41	3000	7/3/2024 11:12 AM
42	250	6/24/2024 2:36 PM
43	15	6/23/2024 8:18 PM
44	100	6/13/2024 7:53 AM
45	22	6/12/2024 6:31 PM
46	24	6/11/2024 10:12 AM
47	50	6/10/2024 3:54 PM
48	50	6/10/2024 2:37 PM
#	MEAT CHICKENS	DATE
1	8	3/6/2025 10:59 AM
2	150	2/27/2025 2:06 PM
3	120	2/20/2025 9:55 AM
4	280000	2/16/2025 7:14 AM
5	130000	2/15/2025 2:51 PM
6	800,000 annually	2/15/2025 6:44 AM
7	50	2/14/2025 11:56 AM
8	180,000 per year	2/14/2025 9:08 AM
9	48,000	2/14/2025 8:46 AM
10	5000	2/13/2025 10:37 PM
11	93,000	1/25/2025 7:59 PM
12	10	1/24/2025 3:46 PM
13	1000	1/13/2025 7:58 AM



# Maryland Young Farmers Survey 2024

14	100	1/12/2025 8:38 AM
15	360,000	1/11/2025 6:56 PM
16	10	1/10/2025 4:38 PM
17	36000	1/8/2025 7:29 AM
18	200	1/7/2025 9:03 AM
19	1 million anually	1/1/2025 2:33 PM
20	80,000	12/31/2024 11:35 PM
21	2000	12/31/2024 4:28 PM
22	8	12/23/2024 4:56 PM
23	100	12/19/2024 9:37 AM
24	24	12/18/2024 5:45 PM
25	71000	12/17/2024 4:05 PM
26	500	12/17/2024 5:51 AM
27	110000	12/16/2024 8:33 PM
28	126,000	12/14/2024 9:03 PM
29	2 commercial houses	12/12/2024 9:59 PM
30	50	12/10/2024 12:14 PM
31	10	12/7/2024 9:34 PM
32	180,000	12/6/2024 9:24 PM
33	2000	11/30/2024 5:27 PM
34	72,000	11/30/2024 5:11 AM
35	102,000 x 5 flocks/year	11/28/2024 7:00 PM
36	50+	11/27/2024 5:29 PM
37	60000	10/26/2024 9:10 PM
38	5000	7/3/2024 11:12 AM
39	75	6/24/2024 2:36 PM
40	150	6/24/2024 6:09 AM
41	100	6/23/2024 8:18 PM
42	180000	6/19/2024 4:10 PM
43	50	6/13/2024 7:53 AM
44	40	6/12/2024 6:31 PM
45	50,000	6/11/2024 12:21 PM
46	85	6/11/2024 10:12 AM
47	80000	6/10/2024 8:39 PM
48	300	6/10/2024 3:54 PM
49	150	6/10/2024 2:37 PM
#	HORSES	DATE
1	8	2/15/2025 7:11 AM

# Maryland Young Farmers Survey 2024

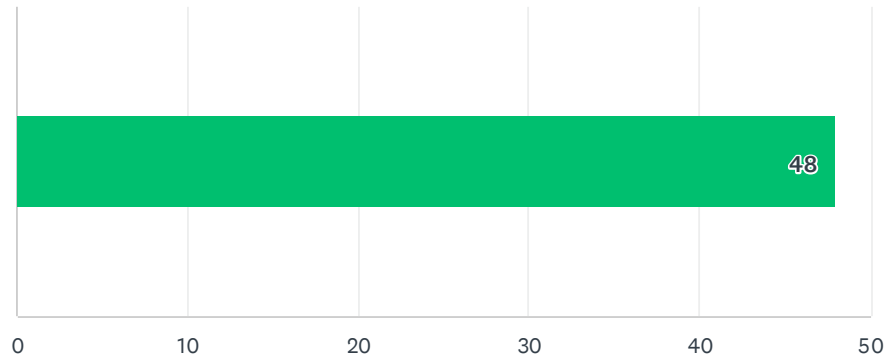
2	1	1/23/2025 2:30 PM
3	10	1/12/2025 8:38 AM
4	2	1/8/2025 6:38 PM
5	10	1/7/2025 9:03 AM
6	3	12/23/2024 4:56 PM
7	10	12/17/2024 5:51 AM
8	0	12/16/2024 8:33 PM
9	3	12/7/2024 9:34 PM
10	1	11/30/2024 5:27 PM
11	3	11/27/2024 5:29 PM
12	2	6/23/2024 8:18 PM
13	1	6/11/2024 10:12 AM
14	5	6/10/2024 8:39 PM
#	TURKEYS	DATE
1	4	3/6/2025 10:59 AM
2	20	2/14/2025 11:56 AM
3	2	1/17/2025 5:13 PM
4	500	1/13/2025 7:58 AM
5	50	1/12/2025 8:38 AM
6	5	1/10/2025 4:38 PM
7	50	12/31/2024 4:28 PM
8	2	12/23/2024 4:56 PM
9	50	12/17/2024 5:51 AM
10	0	12/16/2024 8:33 PM
11	6	12/7/2024 9:34 PM
12	100	11/30/2024 5:27 PM
13	25	11/27/2024 5:29 PM
14	500	7/3/2024 11:12 AM
15	125	6/24/2024 2:36 PM
16	100	6/24/2024 6:09 AM
17	50	6/13/2024 7:53 AM
18	2	6/11/2024 10:12 AM
19	50	6/10/2024 3:54 PM
20	50	6/10/2024 2:37 PM
#	RABBITS	DATE
1	1	1/23/2025 2:30 PM
2	2	1/20/2025 3:26 PM
3	30	1/17/2025 5:13 PM

# Maryland Young Farmers Survey 2024

4	30	1/10/2025 4:38 PM
5	25	12/24/2024 6:46 PM
6	200	12/20/2024 11:15 PM
7	10	12/19/2024 9:37 AM
8	24	12/18/2024 5:45 PM
9	0	12/16/2024 8:33 PM
10	30	12/9/2024 6:57 PM
11	4	12/7/2024 9:34 PM
12	30	12/6/2024 12:52 AM
13	3	12/2/2024 12:15 PM
14	50	6/13/2024 7:53 AM
15	3	6/11/2024 10:12 AM
#	ALPACA/ LLAMA	DATE
1	2	1/10/2025 2:38 PM
2	3	1/7/2025 9:03 AM
3	0	12/16/2024 8:33 PM
4	3	12/9/2024 6:57 PM

## Q25 What percentage of your acreage do you plant in cover crops?

Answered: 62 Skipped: 23



ANSWER CHOICES	AVERAGE NUMBER	TOTAL NUMBER	RESPONSES
	48	2,976	62
Total Respondents: 62			

BASIC STATISTICS					
	MINIMUM	MAXIMUM	MEDIAN	MEAN	STANDARD DEVIATION
	0.00	100.00	50.00	48.00	39.11

#		DATE
1	33	3/7/2025 11:02 PM
2	25	3/6/2025 9:18 AM
3	25	2/27/2025 2:06 PM
4	65	2/20/2025 9:55 AM
5	0	2/18/2025 12:41 PM
6	90	2/15/2025 2:51 PM
7	100	2/15/2025 7:11 AM
8	100	2/15/2025 6:44 AM
9	50	2/14/2025 8:58 PM
10	100	2/14/2025 11:56 AM
11	100	2/14/2025 9:08 AM
12	81	2/14/2025 8:46 AM
13	75	2/13/2025 10:37 PM
14	15	1/24/2025 3:46 PM
15	85	1/23/2025 1:44 AM
16	0	1/20/2025 3:26 PM
17	0	1/19/2025 11:11 PM

# Maryland Young Farmers Survey 2024

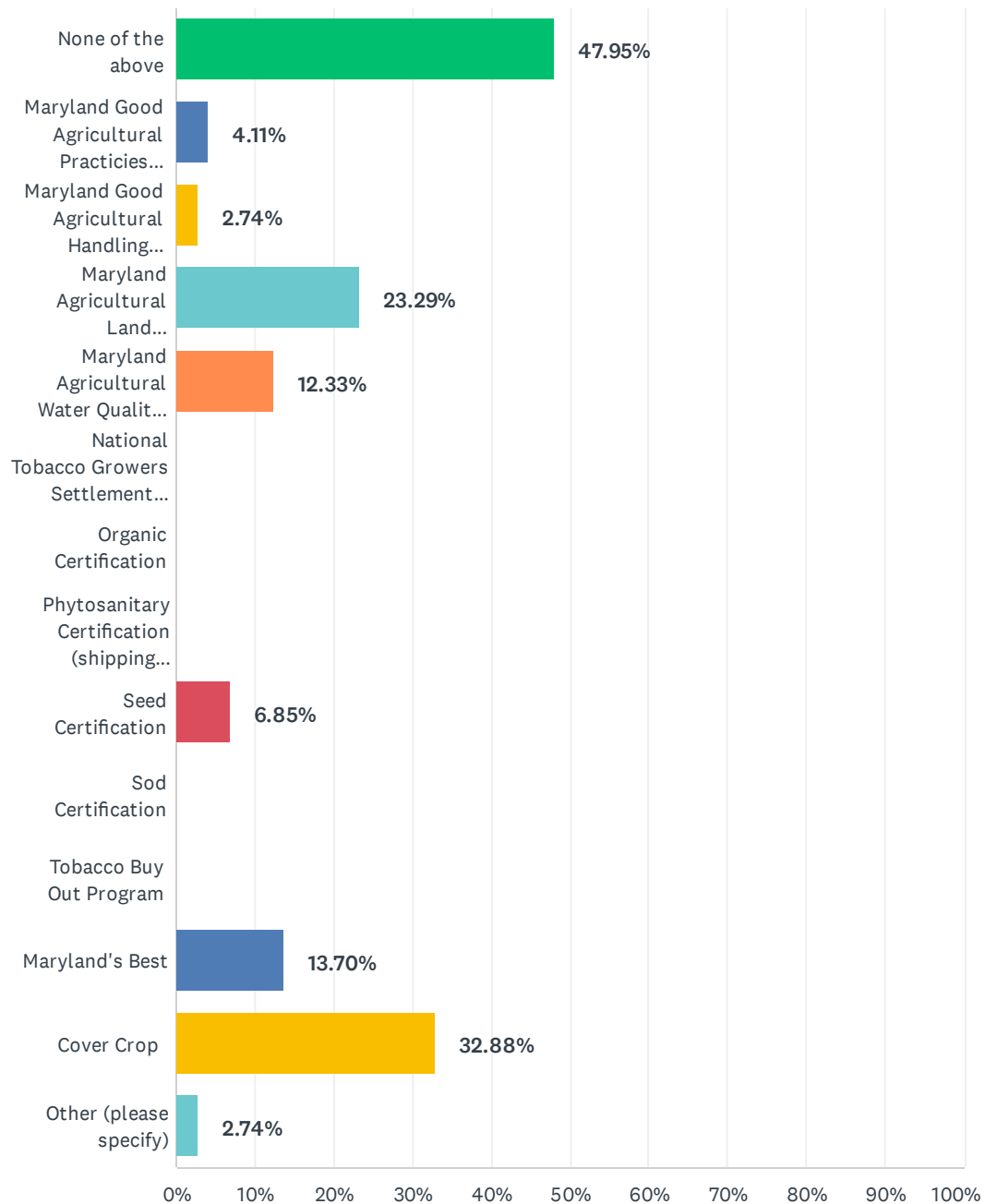
18	10	1/17/2025 5:13 PM
19	0	1/17/2025 9:18 AM
20	20	1/12/2025 8:38 AM
21	90	1/11/2025 4:45 PM
22	81	1/10/2025 4:38 PM
23	0	1/10/2025 2:38 PM
24	0	1/8/2025 6:38 PM
25	75	1/8/2025 7:29 AM
26	81	1/7/2025 9:27 PM
27	0	1/5/2025 2:27 PM
28	50	1/4/2025 10:38 AM
29	34	12/31/2024 11:35 PM
30	0	12/31/2024 4:28 PM
31	10	12/20/2024 11:15 PM
32	0	12/19/2024 9:37 AM
33	76	12/18/2024 5:45 PM
34	0	12/17/2024 4:05 PM
35	100	12/16/2024 8:33 PM
36	0	12/14/2024 9:03 PM
37	100	12/12/2024 9:59 PM
38	48	12/10/2024 12:14 PM
39	0	12/9/2024 7:19 PM
40	0	12/9/2024 6:57 PM
41	50	12/7/2024 9:34 PM
42	100	12/6/2024 9:24 PM
43	0	12/6/2024 12:52 AM
44	100	12/2/2024 5:49 PM
45	1	12/2/2024 12:15 PM
46	53	11/30/2024 5:27 PM
47	100	11/30/2024 5:11 AM
48	35	11/28/2024 7:00 PM
49	25	11/28/2024 5:48 PM
50	10	11/27/2024 5:29 PM
51	60	11/26/2024 9:19 AM
52	90	10/26/2024 9:10 PM
53	50	7/3/2024 11:12 AM
54	50	6/24/2024 2:36 PM
55	85	6/24/2024 6:09 AM

## Maryland Young Farmers Survey 2024

56	95	6/23/2024 8:18 PM
57	100	6/19/2024 4:10 PM
58	0	6/11/2024 10:12 AM
59	88	6/11/2024 8:34 AM
60	75	6/10/2024 8:39 PM
61	90	6/10/2024 3:54 PM
62	0	6/10/2024 2:37 PM

## Q26 In what MDA programs do you participate? (Select all that apply):

Answered: 73 Skipped: 12



# Maryland Young Farmers Survey 2024

ANSWER CHOICES	RESPONSES	
None of the above	47.95%	35
Maryland Good Agricultural Practices (GAP) Certification (1)	4.11%	3
Maryland Good Agricultural Handling Practices (GHP) (2)	2.74%	2
Maryland Agricultural Land Preservation Foundation (MALPF) (3)	23.29%	17
Maryland Agricultural Water Quality Cost Share Program (MACS) (4)	12.33%	9
National Tobacco Growers Settlement Trust (5)	0.00%	0
Organic Certification (6)	0.00%	0
Phytosanitary Certification (shipping nursery and greenhouse products out of state) (7)	0.00%	0
Seed Certification (8)	6.85%	5
Sod Certification (9)	0.00%	0
Tobacco Buy Out Program (10)	0.00%	0
Maryland's Best (11)	13.70%	10
Cover Crop (12)	32.88%	24
Other (please specify) (13)	2.74%	2
Total Respondents: 73		

BASIC STATISTICS				
Minimum	Maximum	Median	Mean	Standard Deviation
1.00	14.00	9.50	7.78	4.30

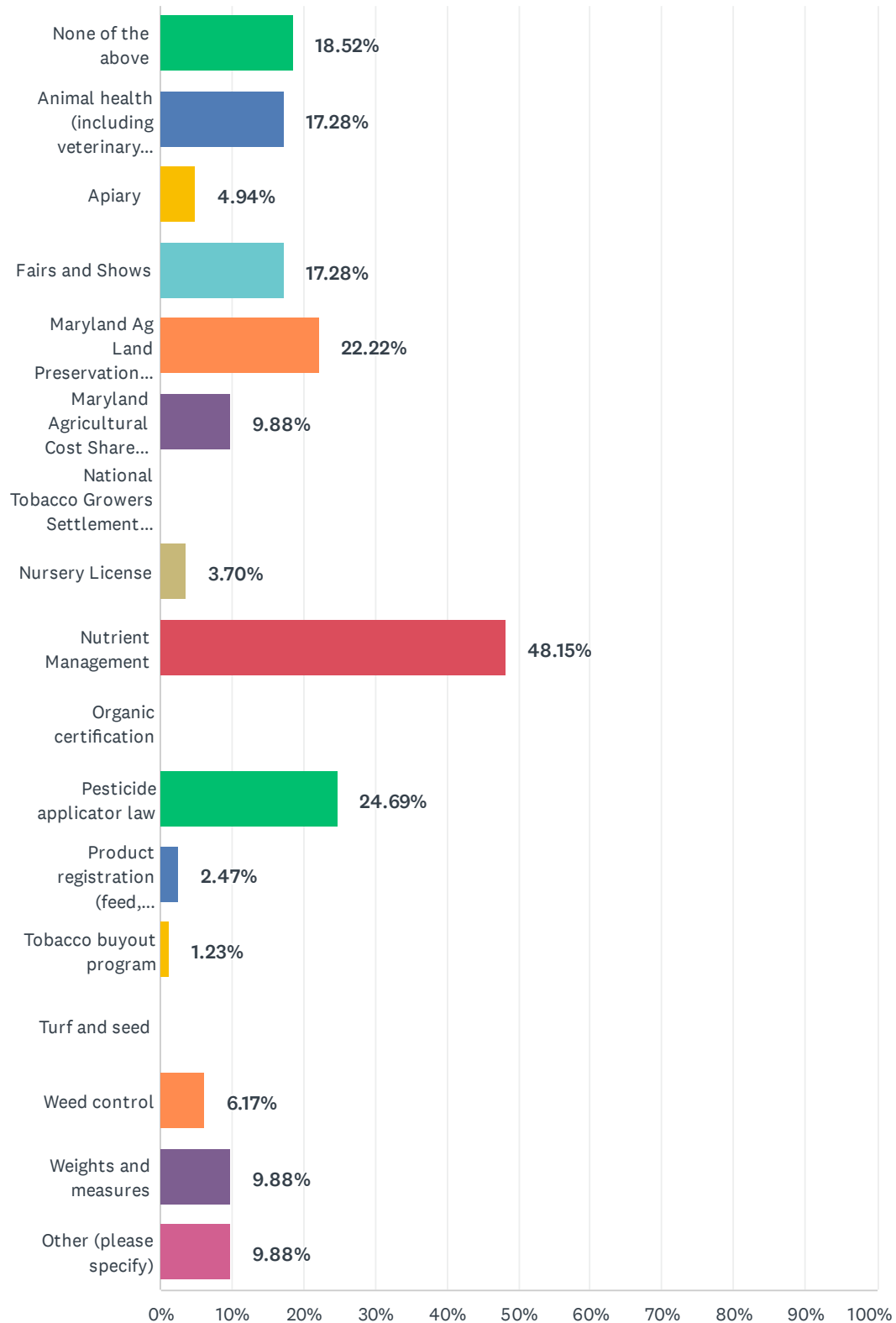
#	OTHER (PLEASE SPECIFY)	DATE
1	Npip	1/10/2025 2:38 PM
2	Dairy Margin Coverage	1/4/2025 10:38 AM



**Q27 Are you or your business in any way regulated or subject to the regulatory authority of Maryland Department of Agriculture? (Select all that apply):**

Answered: 81   Skipped: 4

## Maryland Young Farmers Survey 2024



# Maryland Young Farmers Survey 2024

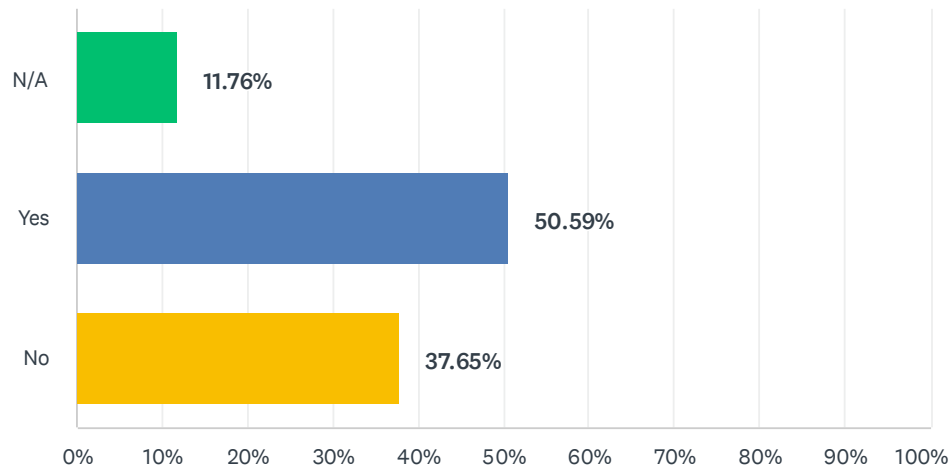
ANSWER CHOICES	RESPONSES	
None of the above	18.52%	15
Animal health (including veterinary licensing) (1)	17.28%	14
Apiary (2)	4.94%	4
Fairs and Shows (3)	17.28%	14
Maryland Ag Land Preservation Foundation (4)	22.22%	18
Maryland Agricultural Cost Share Program (5)	9.88%	8
National Tobacco Growers Settlement Trust (6)	0.00%	0
Nursery License (7)	3.70%	3
Nutrient Management (8)	48.15%	39
Organic certification (9)	0.00%	0
Pesticide applicator law (10)	24.69%	20
Product registration (feed, fertilizer, pesticides) (11)	2.47%	2
Tobacco buyout program (12)	1.23%	1
Turf and seed (13)	0.00%	0
Weed control (14)	6.17%	5
Weights and measures (15)	9.88%	8
Other (please specify) (16)	9.88%	8
Total Respondents: 81		

BASIC STATISTICS				
Minimum 1.00	Maximum 17.00	Median 8.00	Mean 7.42	Standard Deviation 4.43

#	OTHER (PLEASE SPECIFY)	DATE
1	CAFO	2/15/2025 7:11 AM
2	Concentrated Animal Feeding Operation (CAFO)	1/11/2025 6:56 PM
3	Npip	1/10/2025 2:38 PM
4	MD DNR	1/10/2025 1:44 AM
5	cato	1/1/2025 2:33 PM
6	Not yet	12/19/2024 9:37 AM
7	Egg	12/10/2024 12:14 PM
8	Raw milk permit	12/6/2024 12:52 AM

Q28 Has your farm been negatively impacted by deer damage?

Answered: 85    Skipped: 0

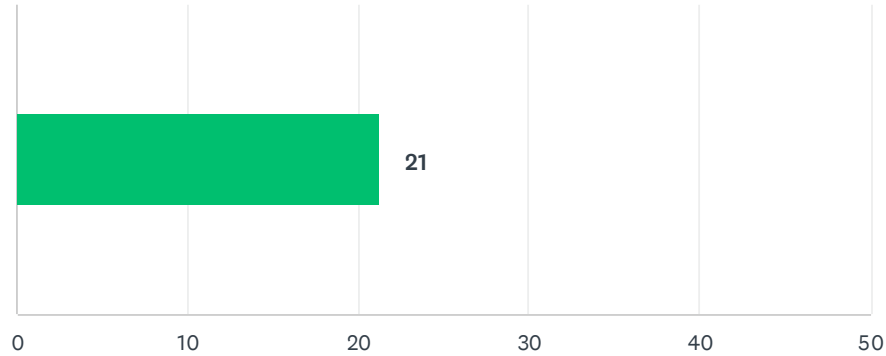


ANSWER CHOICES		RESPONSES	
N/A		11.76%	10
Yes (1)		50.59%	43
No (2)		37.65%	32
TOTAL			85

BASIC STATISTICS				
Minimum	Maximum	Median	Mean	Standard Deviation
1.00	2.00	1.00	1.43	0.49

## Q29 If you answered "yes" to experiencing deer damage, what percentage of your crop is lost annually to deer?

Answered: 43 Skipped: 42



ANSWER CHOICES	AVERAGE NUMBER	TOTAL NUMBER	RESPONSES
	21	910	43
Total Respondents: 43			

BASIC STATISTICS					
	MINIMUM	MAXIMUM	MEDIAN	MEAN	STANDARD DEVIATION
	0.00	66.00	20.00	21.16	15.40

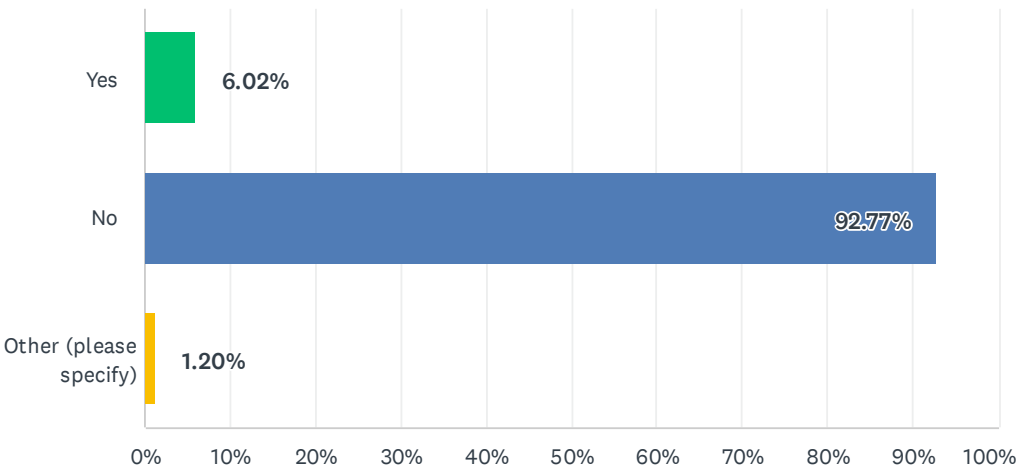
#		DATE
1	10	3/7/2025 11:02 PM
2	10	3/6/2025 9:18 AM
3	0	2/27/2025 2:06 PM
4	28	2/20/2025 9:55 AM
5	2	2/15/2025 2:51 PM
6	20	2/15/2025 7:11 AM
7	5	2/15/2025 6:44 AM
8	10	2/14/2025 8:58 PM
9	20	2/14/2025 11:56 AM
10	5	2/14/2025 9:08 AM
11	18	2/14/2025 8:46 AM
12	20	1/23/2025 1:44 AM
13	20	1/12/2025 8:38 AM
14	66	1/11/2025 4:45 PM
15	25	1/10/2025 4:38 PM
16	20	1/8/2025 7:29 AM

# Maryland Young Farmers Survey 2024

17	30	1/7/2025 9:27 PM
18	16	1/7/2025 9:03 AM
19	10	1/4/2025 10:38 AM
20	0	12/31/2024 4:28 PM
21	7	12/16/2024 8:33 PM
22	40	12/14/2024 9:03 PM
23	35	12/12/2024 9:59 PM
24	30	12/10/2024 8:55 PM
25	37	12/10/2024 12:14 PM
26	15	12/6/2024 9:24 PM
27	20	12/2/2024 5:49 PM
28	5	11/30/2024 5:11 AM
29	0	11/28/2024 5:48 PM
30	10	11/27/2024 5:29 PM
31	60	11/26/2024 9:19 AM
32	28	10/26/2024 9:10 PM
33	35	6/24/2024 2:36 PM
34	45	6/24/2024 6:09 AM
35	25	6/23/2024 8:18 PM
36	5	6/19/2024 4:10 PM
37	21	6/13/2024 7:53 AM
38	9	6/12/2024 6:31 PM
39	50	6/11/2024 10:12 AM
40	25	6/11/2024 8:34 AM
41	33	6/10/2024 8:39 PM
42	15	6/10/2024 3:54 PM
43	25	6/10/2024 2:37 PM

Q30 Do you use Artificial Intelligence in your farming operation?

Answered: 83    Skipped: 2



ANSWER CHOICES		RESPONSES	
Yes (1)		6.02%	5
No (2)		92.77%	77
Other (please specify) (3)		1.20%	1
TOTAL			83

BASIC STATISTICS				
Minimum	Maximum	Median	Mean	Standard Deviation
1.00	3.00	2.00	1.95	0.26

#	OTHER (PLEASE SPECIFY)	DATE
1	Social media	12/2/2024 12:15 PM

## Q31 If you use AI, how do you incorporate to assist your farm?

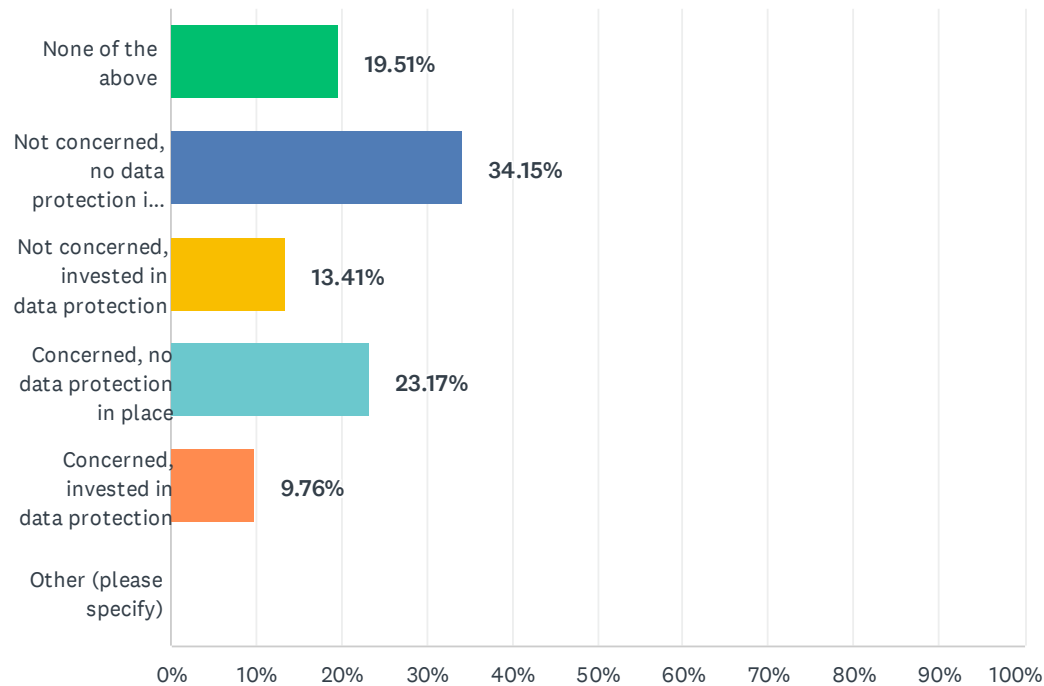
Answered: 7   Skipped: 78

#	RESPONSES	DATE
1	Ag research, drafting letters, brainstorming and strategic planning	2/15/2025 6:44 AM
2	Marketing	1/13/2025 7:58 AM
3	Don't use it on the farm.	1/11/2025 4:45 PM
4	For streamlining in our social media marketing and promotion for our agribusiness operation	12/23/2024 4:56 PM
5	Social media and business content/agreements	12/2/2024 12:15 PM
6	Office management. Tracking.	11/28/2024 5:48 PM
7	Ambrook(data system) and marketing strategy on Facebook	11/27/2024 5:29 PM



Q32 Are you concerned with cyber security threats and are you proactively working to protect your data?

Answered: 82 Skipped: 3



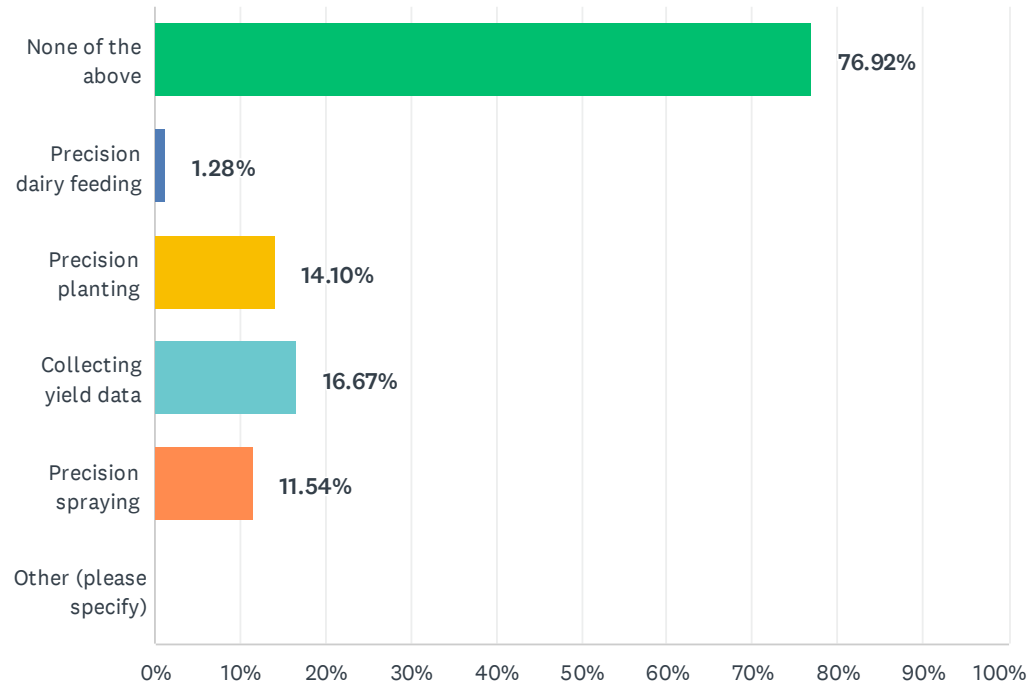
ANSWER CHOICES		RESPONSES	
None of the above		19.51%	16
Not concerned, no data protection in place (1)		34.15%	28
Not concerned, invested in data protection (2)		13.41%	11
Concerned, no data protection in place (3)		23.17%	19
Concerned, invested in data protection (4)		9.76%	8
Other (please specify) (5)		0.00%	0
TOTAL			82

BASIC STATISTICS				
Minimum	Maximum	Median	Mean	Standard Deviation
1.00	4.00	2.00	2.11	1.09

#	OTHER (PLEASE SPECIFY)	DATE
	There are no responses.	

Q33 Have you adopted any precision agriculture into your farming operation? (Select all that apply):

Answered: 78 Skipped: 7



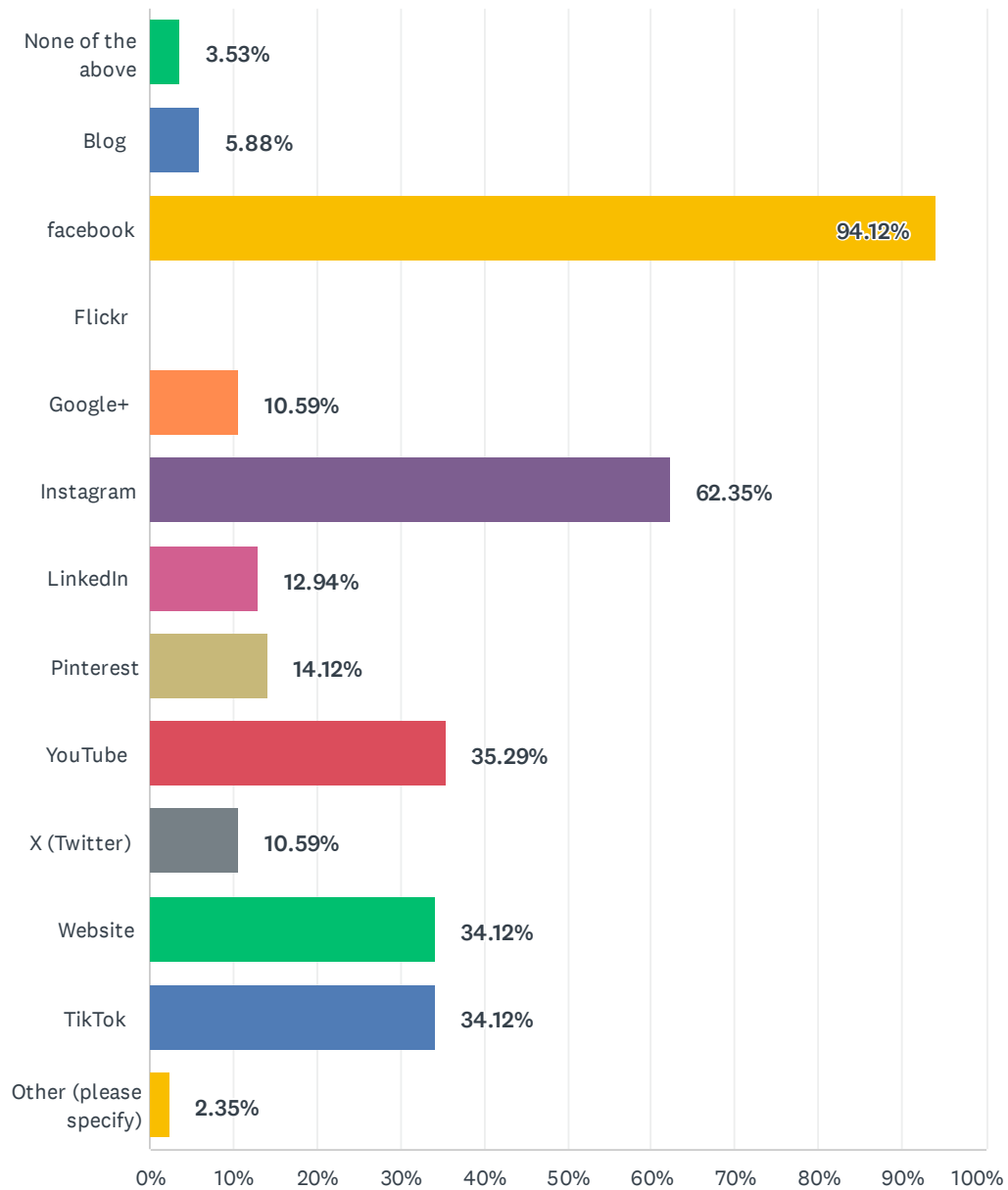
ANSWER CHOICES		RESPONSES	
None of the above		76.92%	60
Precision dairy feeding (1)		1.28%	1
Precision planting (2)		14.10%	11
Collecting yield data (3)		16.67%	13
Precision spraying (4)		11.54%	9
Other (please specify) (5)		0.00%	0
Total Respondents: 78			

BASIC STATISTICS				
Minimum	Maximum	Median	Mean	Standard Deviation
1.00	4.00	3.00	2.88	0.83

#	OTHER (PLEASE SPECIFY)	DATE
	There are no responses.	

### Q34 What social media platforms do you use? (Select all that apply):

Answered: 85 Skipped: 0



Maryland Young Farmers Survey 2024

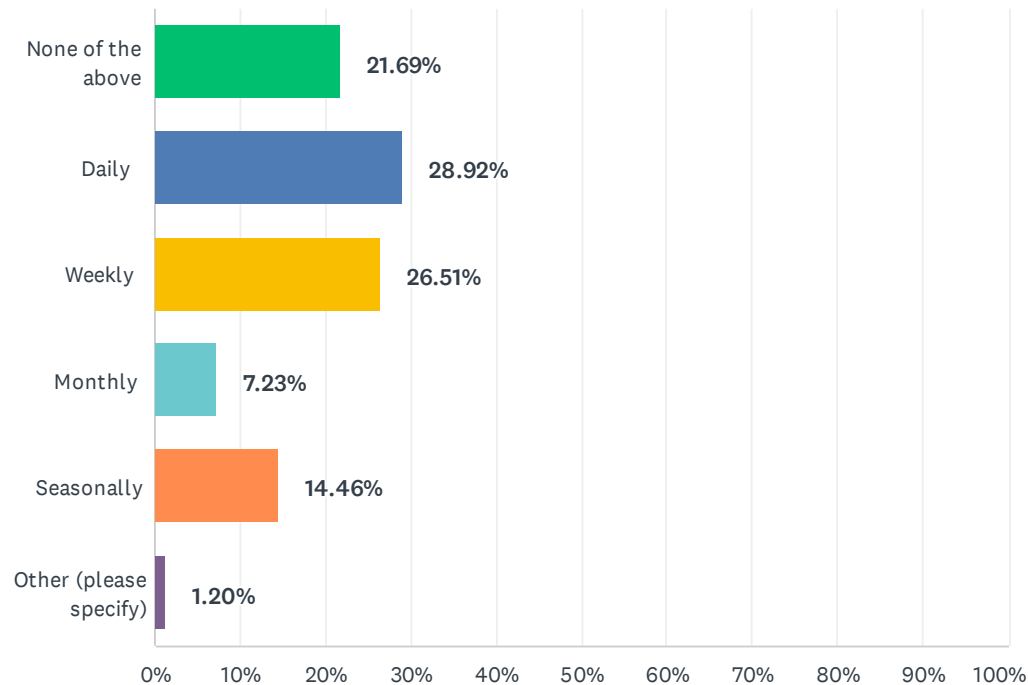
ANSWER CHOICES		RESPONSES	
None of the above		3.53%	3
Blog (1)		5.88%	5
facebook (2)		94.12%	80
Flickr (3)		0.00%	0
Google+ (4)		10.59%	9
Instagram (5)		62.35%	53
LinkedIn (6)		12.94%	11
Pinterest (7)		14.12%	12
YouTube (8)		35.29%	30
X (Twitter) (9)		10.59%	9
Website (10)		34.12%	29
TikTok (11)		34.12%	29
Other (please specify) (12)		2.35%	2
Total Respondents: 85			

BASIC STATISTICS				
Minimum	Maximum	Median	Mean	Standard Deviation
1.00	13.00	5.00	5.84	3.33

#	OTHER (PLEASE SPECIFY)	DATE
1	Mailerlite	1/4/2025 10:38 AM
2	Snap chat	12/14/2024 9:03 PM

Q35 How frequently do you use social media for your farm?

Answered: 83    Skipped: 2



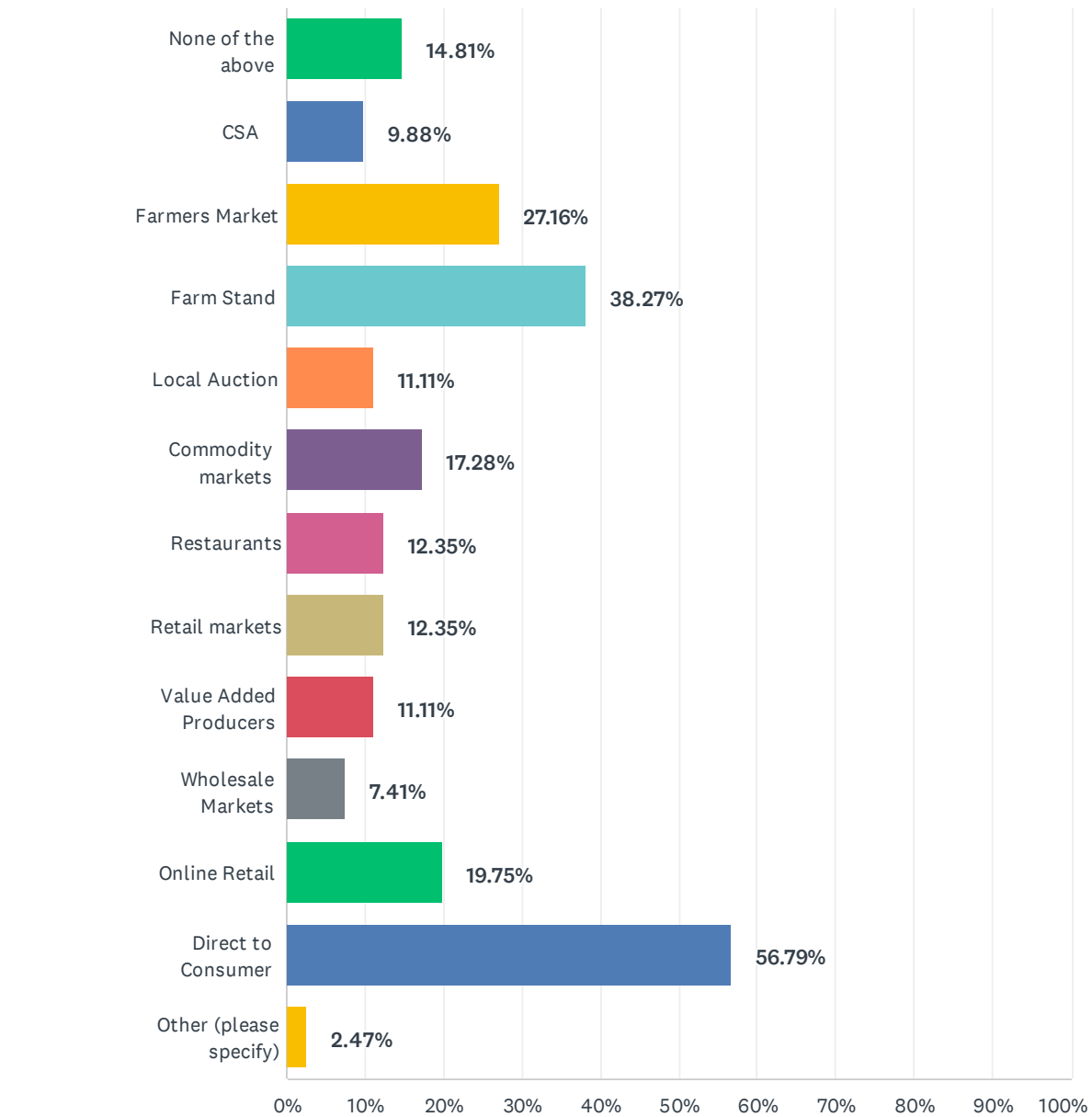
ANSWER CHOICES		RESPONSES	
None of the above		21.69%	18
Daily (1)		28.92%	24
Weekly (2)		26.51%	22
Monthly (3)		7.23%	6
Seasonally (4)		14.46%	12
Other (please specify) (5)		1.20%	1
TOTAL			83

BASIC STATISTICS				
Minimum	Maximum	Median	Mean	Standard Deviation
1.00	6.00	2.00	2.15	1.19

#	OTHER (PLEASE SPECIFY)	DATE
1	Biweekly	6/11/2024 10:12 AM

## Q36 How do you market your products? (Select all that apply):

Answered: 81 Skipped: 4



Maryland Young Farmers Survey 2024

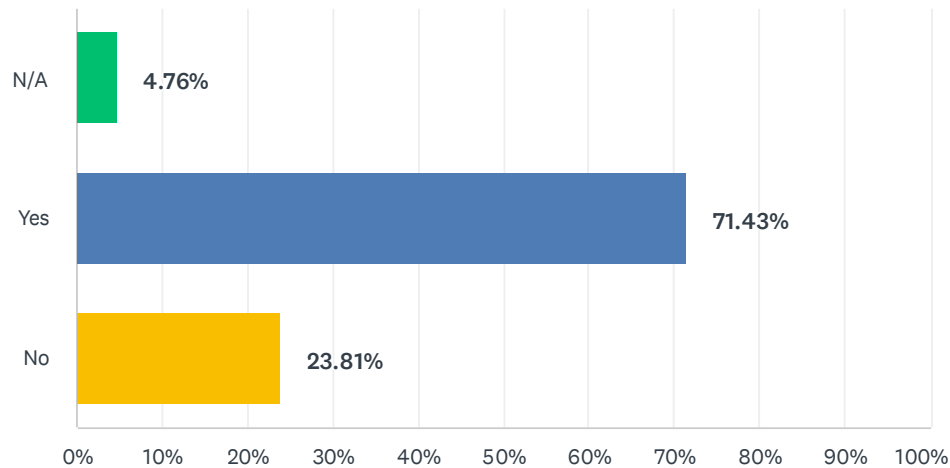
ANSWER CHOICES		RESPONSES	
None of the above		14.81%	12
CSA (1)		9.88%	8
Farmers Market (2)		27.16%	22
Farm Stand (3)		38.27%	31
Local Auction (4)		11.11%	9
Commodity markets (5)		17.28%	14
Restaurants (6)		12.35%	10
Retail markets (7)		12.35%	10
Value Added Producers (8)		11.11%	9
Wholesale Markets (9)		7.41%	6
Online Retail (10)		19.75%	16
Direct to Consumer (11)		56.79%	46
Other (please specify) (12)		2.47%	2
Total Respondents: 81			

BASIC STATISTICS				
Minimum	Maximum	Median	Mean	Standard Deviation
1.00	13.00	6.00	6.55	3.64

#	OTHER (PLEASE SPECIFY)	DATE
1	Social Media	1/17/2025 9:18 AM
2	Word of mouth	12/7/2024 9:34 PM

Q37 Do you depend on off-farm income to continue farming?

Answered: 84    Skipped: 1



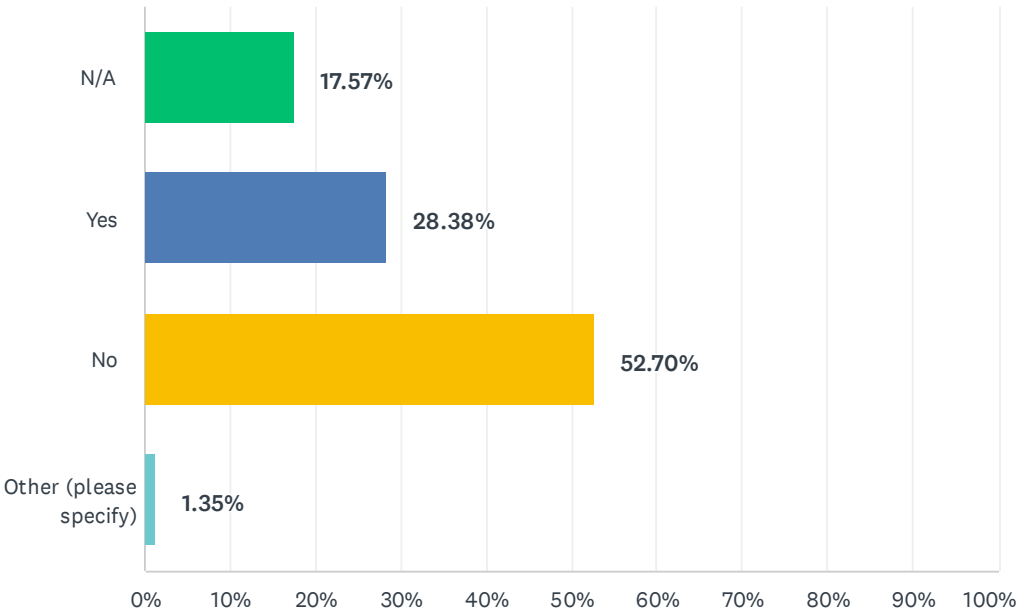
ANSWER CHOICES		RESPONSES	
N/A		4.76%	4
Yes (1)		71.43%	60
No (2)		23.81%	20
TOTAL			84

BASIC STATISTICS				
Minimum	Maximum	Median	Mean	Standard Deviation
1.00	2.00	1.00	1.25	0.43



Q38 If you answered depend on off-farm income, is your off farm job ag-related?

Answered: 74 Skipped: 11



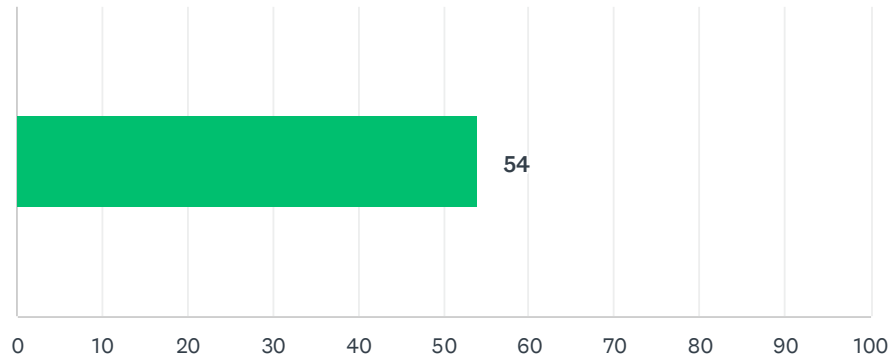
ANSWER CHOICES	RESPONSES	
N/A	17.57%	13
Yes (1)	28.38%	21
No (2)	52.70%	39
Other (please specify) (3)	1.35%	1
TOTAL		74

BASIC STATISTICS				
Minimum	Maximum	Median	Mean	Standard Deviation
1.00	4.00	2.00	1.69	0.56

#	OTHER (PLEASE SPECIFY)	DATE
1	I'm full time on the farm, my husband is full time off the farm for health insurance purposes	1/23/2025 1:44 AM

## Q39 What percentage of your personal income is from agriculture?

Answered: 75 Skipped: 10



ANSWER CHOICES	AVERAGE NUMBER	TOTAL NUMBER	RESPONSES
	54	4,049	75
Total Respondents: 75			

BASIC STATISTICS					
	MINIMUM	MAXIMUM	MEDIAN	MEAN	STANDARD DEVIATION
	0.00	100.00	50.00	53.99	41.39

#		DATE
1	50	3/7/2025 11:02 PM
2	2	3/6/2025 9:18 AM
3	100	2/27/2025 2:06 PM
4	100	2/20/2025 9:55 AM
5	0	2/18/2025 12:41 PM
6	100	2/16/2025 7:14 AM
7	100	2/15/2025 2:51 PM
8	51	2/15/2025 7:11 AM
9	100	2/15/2025 6:44 AM
10	100	2/14/2025 8:58 PM
11	0	2/14/2025 2:28 PM
12	2	2/14/2025 11:56 AM
13	100	2/14/2025 9:08 AM
14	50	2/14/2025 8:46 AM
15	20	2/2/2025 6:37 PM
16	100	1/25/2025 7:59 PM
17	20	1/24/2025 3:46 PM

# Maryland Young Farmers Survey 2024

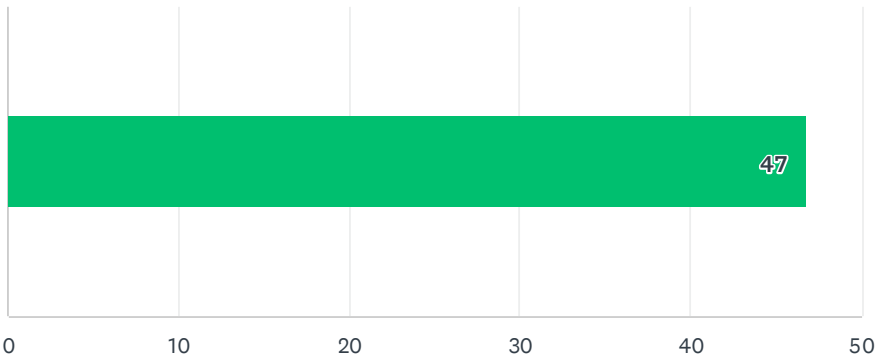
18	10	1/23/2025 2:30 PM
19	100	1/23/2025 1:44 AM
20	0	1/20/2025 3:26 PM
21	34	1/19/2025 11:11 PM
22	51	1/17/2025 5:13 PM
23	100	1/17/2025 9:18 AM
24	75	1/16/2025 7:52 AM
25	100	1/13/2025 7:58 AM
26	5	1/12/2025 8:38 AM
27	100	1/11/2025 6:56 PM
28	7	1/11/2025 4:45 PM
29	25	1/10/2025 4:38 PM
30	100	1/10/2025 2:38 PM
31	10	1/8/2025 6:38 PM
32	100	1/8/2025 7:29 AM
33	100	1/7/2025 9:27 PM
34	100	1/7/2025 9:03 AM
35	100	1/4/2025 10:38 AM
36	29	1/1/2025 2:33 PM
37	44	12/31/2024 11:35 PM
38	0	12/31/2024 4:28 PM
39	0	12/24/2024 6:46 PM
40	39	12/23/2024 4:56 PM
41	2	12/20/2024 11:15 PM
42	15	12/19/2024 9:37 AM
43	12	12/18/2024 5:45 PM
44	80	12/17/2024 4:05 PM
45	0	12/17/2024 5:51 AM
46	100	12/16/2024 8:33 PM
47	100	12/14/2024 9:03 PM
48	0	12/12/2024 9:59 PM
49	0	12/10/2024 8:55 PM
50	56	12/10/2024 12:14 PM
51	5	12/9/2024 7:19 PM
52	0	12/9/2024 6:57 PM
53	100	12/6/2024 9:24 PM
54	25	12/6/2024 12:52 AM
55	0	12/2/2024 12:15 PM

# Maryland Young Farmers Survey 2024

56	100	11/30/2024 5:27 PM
57	100	11/30/2024 5:11 AM
58	20	11/28/2024 7:00 PM
59	75	11/28/2024 5:48 PM
60	45	11/27/2024 5:29 PM
61	40	11/26/2024 9:19 AM
62	100	10/26/2024 9:10 PM
63	100	7/3/2024 11:12 AM
64	100	6/24/2024 2:36 PM
65	25	6/24/2024 6:09 AM
66	50	6/23/2024 8:18 PM
67	100	6/19/2024 4:10 PM
68	10	6/13/2024 7:53 AM
69	0	6/12/2024 6:31 PM
70	100	6/11/2024 12:21 PM
71	60	6/11/2024 10:12 AM
72	100	6/11/2024 8:34 AM
73	80	6/10/2024 8:39 PM
74	100	6/10/2024 3:54 PM
75	25	6/10/2024 2:37 PM

Q40 What percentage of your household income is from agriculture?

Answered: 73    Skipped: 12



ANSWER CHOICES	AVERAGE NUMBER	TOTAL NUMBER	RESPONSES
	47	3,417	73
Total Respondents: 73			

BASIC STATISTICS					
	MINIMUM	MAXIMUM	MEDIAN	MEAN	STANDARD DEVIATION
	0.00	100.00	45.00	46.81	37.06

#		DATE
1	10	3/7/2025 11:02 PM
2	50	3/6/2025 9:18 AM
3	100	2/27/2025 2:06 PM
4	100	2/20/2025 9:55 AM
5	0	2/18/2025 12:41 PM
6	100	2/16/2025 7:14 AM
7	90	2/15/2025 2:51 PM
8	50	2/15/2025 7:11 AM
9	100	2/15/2025 6:44 AM
10	50	2/14/2025 8:58 PM
11	2	2/14/2025 11:56 AM
12	90	2/14/2025 9:08 AM
13	50	2/14/2025 8:46 AM
14	20	2/2/2025 6:37 PM
15	100	1/25/2025 7:59 PM
16	10	1/24/2025 3:46 PM
17	10	1/23/2025 2:30 PM

# Maryland Young Farmers Survey 2024

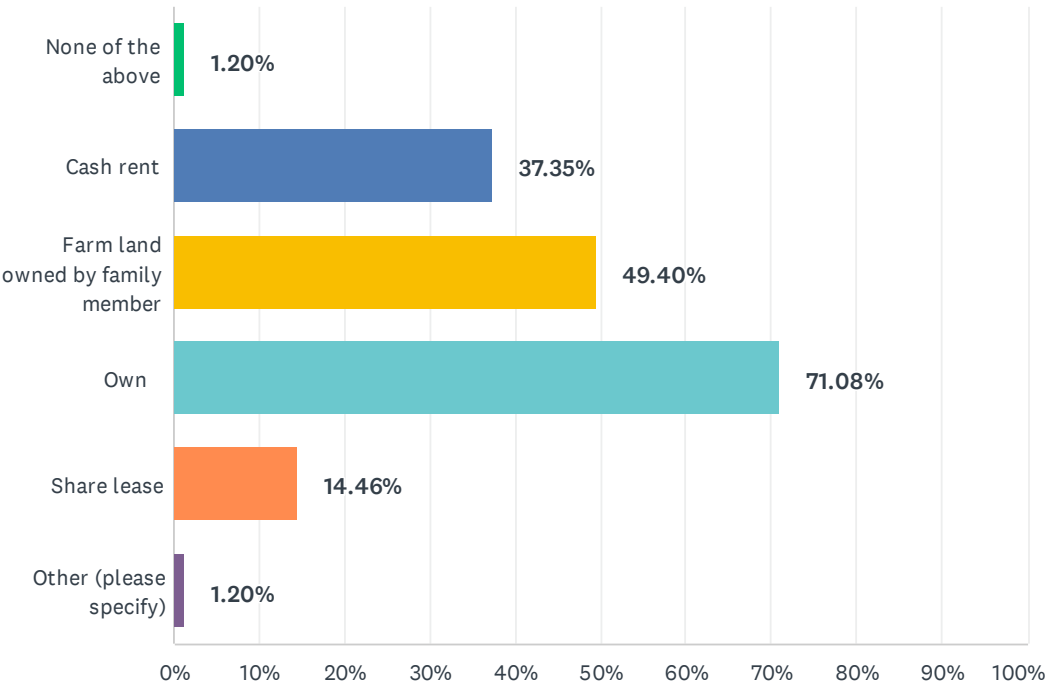
18	20	1/23/2025 1:44 AM
19	0	1/20/2025 3:26 PM
20	4	1/19/2025 11:11 PM
21	35	1/17/2025 5:13 PM
22	0	1/17/2025 9:18 AM
23	75	1/16/2025 7:52 AM
24	100	1/13/2025 7:58 AM
25	5	1/12/2025 8:38 AM
26	100	1/11/2025 6:56 PM
27	7	1/11/2025 4:45 PM
28	39	1/10/2025 4:38 PM
29	45	1/10/2025 2:38 PM
30	10	1/8/2025 6:38 PM
31	50	1/8/2025 7:29 AM
32	75	1/7/2025 9:27 PM
33	50	1/7/2025 9:03 AM
34	100	1/4/2025 10:38 AM
35	27	1/1/2025 2:33 PM
36	49	12/31/2024 11:35 PM
37	0	12/31/2024 4:28 PM
38	50	12/23/2024 4:56 PM
39	2	12/20/2024 11:15 PM
40	15	12/19/2024 9:37 AM
41	25	12/18/2024 5:45 PM
42	60	12/17/2024 4:05 PM
43	5	12/17/2024 5:51 AM
44	100	12/16/2024 8:33 PM
45	100	12/14/2024 9:03 PM
46	40	12/12/2024 9:59 PM
47	30	12/10/2024 8:55 PM
48	63	12/10/2024 12:14 PM
49	0	12/9/2024 7:19 PM
50	0	12/9/2024 6:57 PM
51	85	12/6/2024 9:24 PM
52	10	12/6/2024 12:52 AM
53	0	12/2/2024 12:15 PM
54	100	11/30/2024 5:27 PM
55	30	11/30/2024 5:11 AM

# Maryland Young Farmers Survey 2024

56	10	11/28/2024 7:00 PM
57	49	11/28/2024 5:48 PM
58	50	11/27/2024 5:29 PM
59	30	11/26/2024 9:19 AM
60	100	10/26/2024 9:10 PM
61	0	7/23/2024 4:22 PM
62	100	7/3/2024 11:12 AM
63	100	6/24/2024 2:36 PM
64	25	6/24/2024 6:09 AM
65	35	6/23/2024 8:18 PM
66	80	6/19/2024 4:10 PM
67	20	6/13/2024 7:53 AM
68	5	6/12/2024 6:31 PM
69	60	6/11/2024 12:21 PM
70	100	6/11/2024 8:34 AM
71	90	6/10/2024 8:39 PM
72	100	6/10/2024 3:54 PM
73	25	6/10/2024 2:37 PM

Q41 In regards to land, do you: (Select all that apply)

Answered: 83    Skipped: 2



ANSWER CHOICES		RESPONSES	
None of the above		1.20%	1
Cash rent (1)		37.35%	31
Farm land owned by family member (2)		49.40%	41
Own (3)		71.08%	59
Share lease (4)		14.46%	12
Other (please specify) (5)		1.20%	1
Total Respondents: 83			

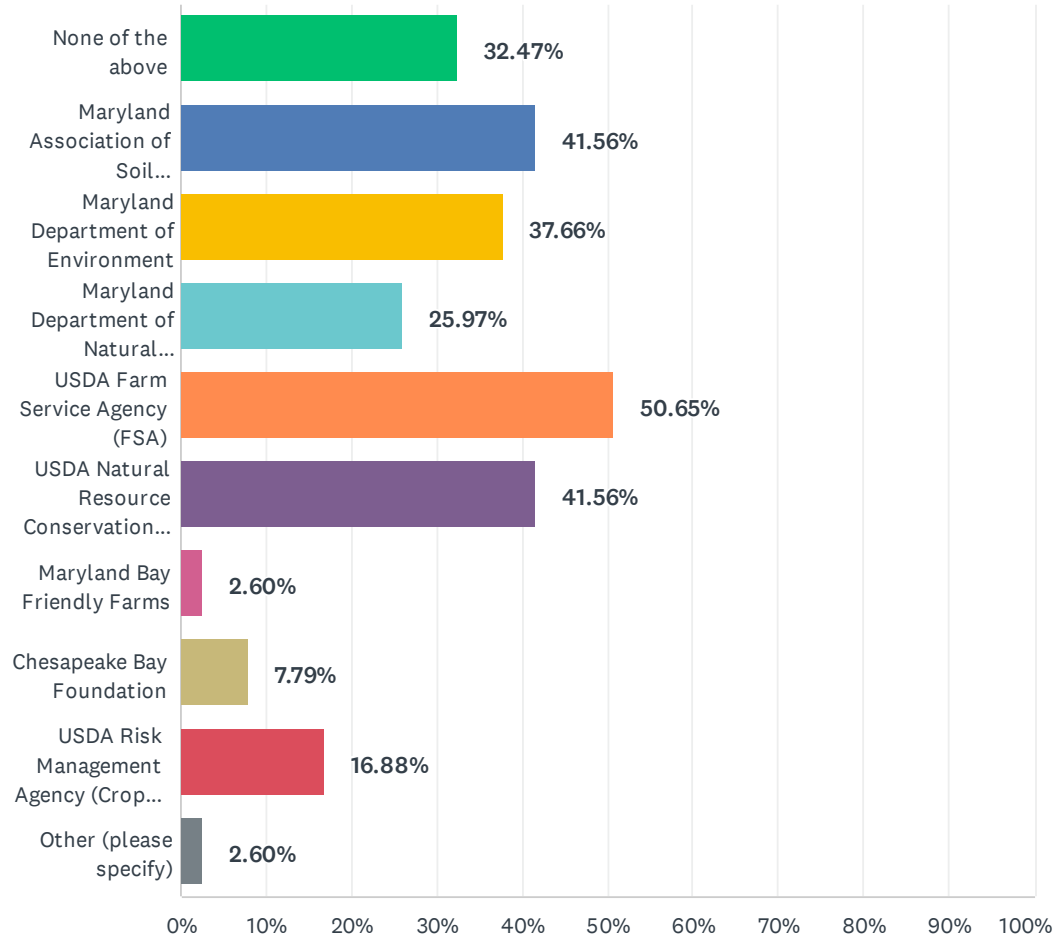
BASIC STATISTICS				
Minimum 1.00	Maximum 6.00	Median 2.50	Mean 2.39	Standard Deviation 0.96

#	OTHER (PLEASE SPECIFY)	DATE
1	Solar grazing	1/13/2025 7:58 AM



## Q42 Do you interact with the following organizations? (Select all that apply):

Answered: 77   Skipped: 8



# Maryland Young Farmers Survey 2024

ANSWER CHOICES	RESPONSES	
None of the above	32.47%	25
Maryland Association of Soil Conservation Districts (1)	41.56%	32
Maryland Department of Environment (2)	37.66%	29
Maryland Department of Natural Resources (3)	25.97%	20
USDA Farm Service Agency (FSA) (4)	50.65%	39
USDA Natural Resource Conservation Service (NRCS) (5)	41.56%	32
Maryland Bay Friendly Farms (6)	2.60%	2
Chesapeake Bay Foundation (7)	7.79%	6
USDA Risk Management Agency (Crop Insurance) (8)	16.88%	13
Other (please specify) (9)	2.60%	2
Total Respondents: 77		

BASIC STATISTICS				
Minimum	Maximum	Median	Mean	Standard Deviation
1.00	10.00	4.00	3.68	2.11

#	OTHER (PLEASE SPECIFY)	DATE
1	Umd extension	12/9/2024 7:19 PM
2	Smadc	12/7/2024 9:34 PM

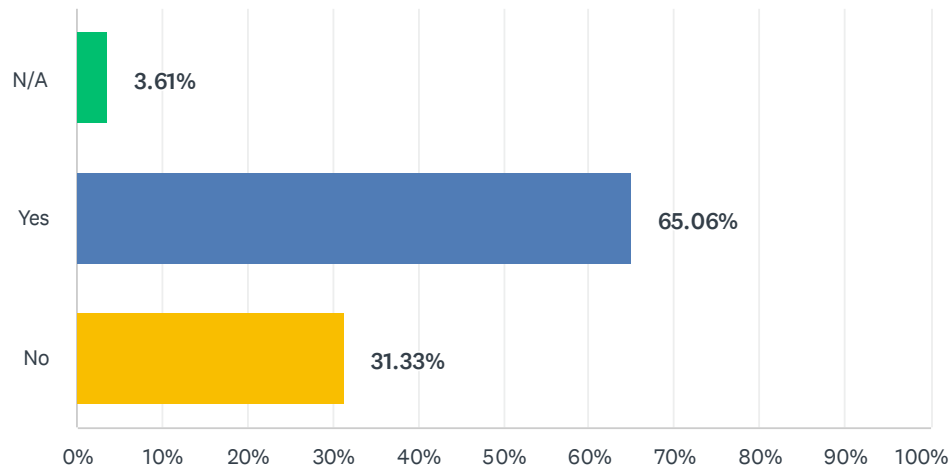
### Q43 If you selected any of the programs in the last question, what is your interaction with each? (ex. NRCS Cost Share, RMA crop insurance, etc.)

Answered: 28    Skipped: 57

#	RESPONSES	DATE
1	Nrcs cost share and equip	3/7/2025 11:02 PM
2	NRCS cost share	2/27/2025 2:06 PM
3	N/a	2/16/2025 7:14 AM
4	MDE cafo permit FSA crop reporting, govt programs NRCS cover crop and cost share programs and grants such as AMA	2/14/2025 8:46 AM
5	Soil conservation practices	2/2/2025 6:37 PM
6	Cost share programs, resources	1/23/2025 1:44 AM
7	Cost share, FSA Loan	1/16/2025 7:52 AM
8	Water and fencing cost share, best practices payments, grazing planning, wool subsidies	1/13/2025 7:58 AM
9	Npip inspections	1/10/2025 2:38 PM
10	Shooting times for deer removal	1/10/2025 1:44 AM
11	Cost share and required paperwork	1/8/2025 7:29 AM
12	Seeking information	1/5/2025 2:27 PM
13	program information and cost share programs	1/1/2025 2:33 PM
14	Programs	12/20/2024 11:15 PM
15	Loan and cafo	12/17/2024 4:05 PM
16	Cost share , crop insurance , cafo permit, nutrient management	12/14/2024 9:03 PM
17	Soil conservation- cost share MDE- CAFO Permits RMA- crop insurance FSA- multiple programs	12/12/2024 9:59 PM
18	Info	12/9/2024 7:19 PM
19	Mentorship program	12/7/2024 9:34 PM
20	Cost share	12/6/2024 9:24 PM
21	Paperwork, policy requirements	12/2/2024 12:15 PM
22	Loan, cost share	11/30/2024 5:27 PM
23	CAFO oversight and grant programs to help with nutrient management	11/28/2024 7:00 PM
24	NRCS : equip FSA for farm number . Chesapeake bay foundation reimbursement grant	11/28/2024 5:48 PM
25	Soil conservation-cover crops,crep Mde-cafo FSA-farm loan	10/26/2024 9:10 PM
26	NRCS cost share (will never do again) RMA crop ins. FSA farm program Soil Cons District.( will never do again) Dept Natural Resources (crop damage permit)	6/24/2024 2:36 PM
27	Soil conservation for best management practices, Maryland department of environmental for permits, FSA for crop reporting, NRCS with assistance to implement best management practices and environmental friendly practices.	6/23/2024 8:18 PM
28	Borrow equipment	6/10/2024 2:37 PM

Q44 Do you use social media to promote your farm?

Answered: 83    Skipped: 2

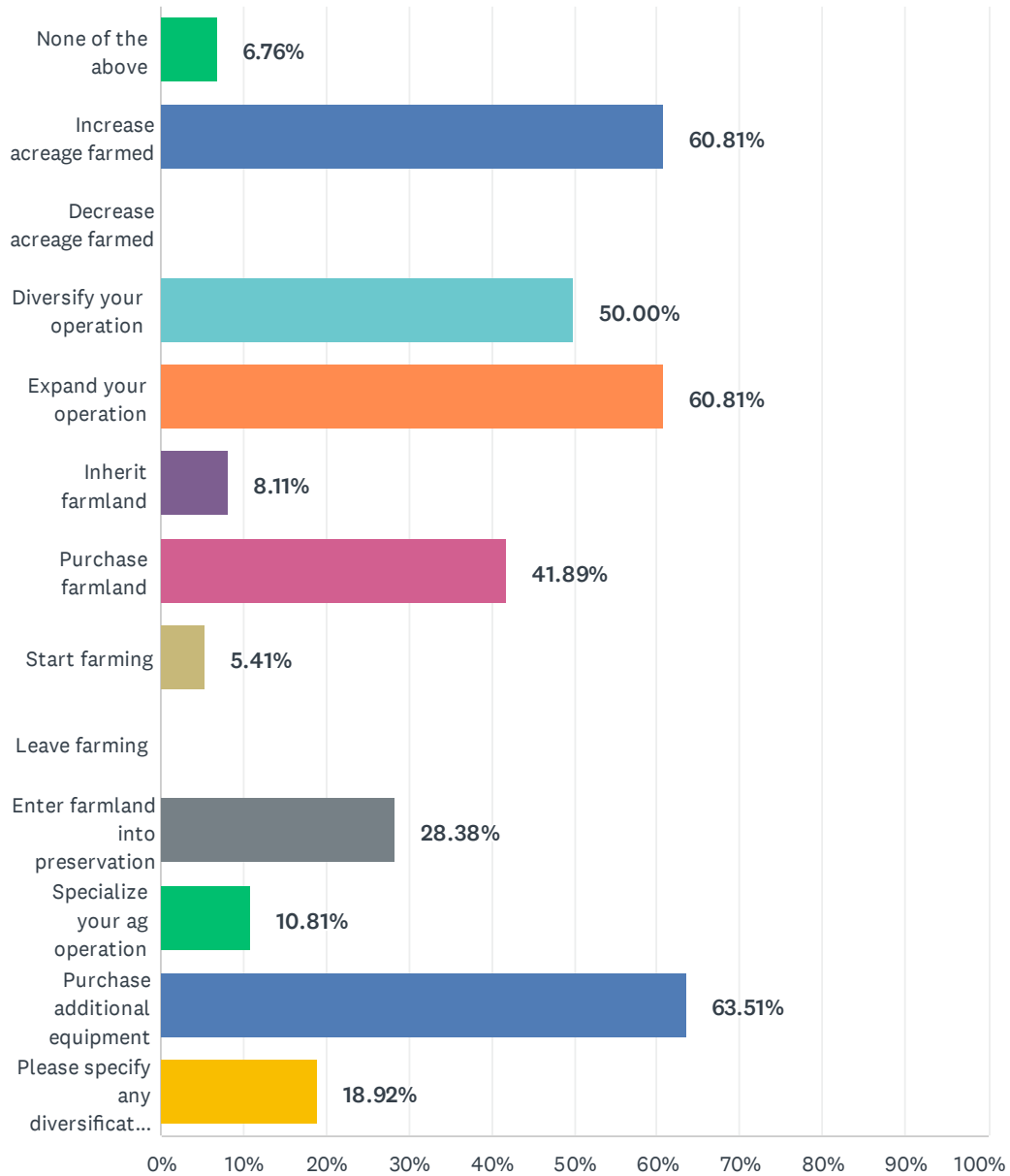


ANSWER CHOICES		RESPONSES	
N/A		3.61%	3
Yes (1)		65.06%	54
No (2)		31.33%	26
TOTAL			83

BASIC STATISTICS				
Minimum	Maximum	Median	Mean	Standard Deviation
1.00	2.00	1.00	1.33	0.47

## Q45 In the next 5 years do you plan to: (Select all that apply)

Answered: 74 Skipped: 11



# Maryland Young Farmers Survey 2024

ANSWER CHOICES	RESPONSES	
None of the above	6.76%	5
Increase acreage farmed (1)	60.81%	45
Decrease acreage farmed (2)	0.00%	0
Diversify your operation (3)	50.00%	37
Expand your operation (4)	60.81%	45
Inherit farmland (5)	8.11%	6
Purchase farmland (6)	41.89%	31
Start farming (7)	5.41%	4
Leave farming (8)	0.00%	0
Enter farmland into preservation (9)	28.38%	21
Specialize your ag operation (10)	10.81%	8
Purchase additional equipment (11)	63.51%	47
Please specify any diversification, specialization, or expansion: (12)	18.92%	14
Total Respondents: 74		

BASIC STATISTICS				
Minimum 1.00	Maximum 13.00	Median 5.00	Mean 6.00	Standard Deviation 3.85

#	PLEASE SPECIFY ANY DIVERSIFICATION, SPECIALIZATION, OR EXPANSION:	DATE
1	More small fruits, more acreage farmed	3/7/2025 11:07 PM
2	Buy more land, make a bigger garden, plant more fruit trees, be big enough to go to farmers markets	2/27/2025 12:42 AM
3	Continue to grow our current operation and add our chicken feed business too	1/23/2025 1:50 AM
4	more land/more use of land	1/17/2025 5:15 PM
5	Due to the loss of crop and forested lands, the deer herd becomes compressed and causes from damage.	1/10/2025 1:49 AM
6	Start apiary, expand orchard and berry patch	1/5/2025 2:30 PM
7	New improved facilities, diversify and expand current operations	1/4/2025 10:40 AM
8	utilizing high and low tunnels	1/1/2025 2:41 PM
9	We are wanting to add more breeds of livestock and bees and plant native food plants	12/24/2024 7:07 PM
10	Hope to grow and expand the products i am able to offer on farm	12/17/2024 6:02 AM
11	Learn and grow	12/7/2024 9:38 PM
12	More crop land more another chicken house	10/26/2024 9:15 PM
13	Grow and expand in anyway we see possible	6/13/2024 7:56 AM
14	Get more land, and start running cattle to sell direct consumer. Add honey bees and start growing more vegetables.	6/11/2024 10:19 AM

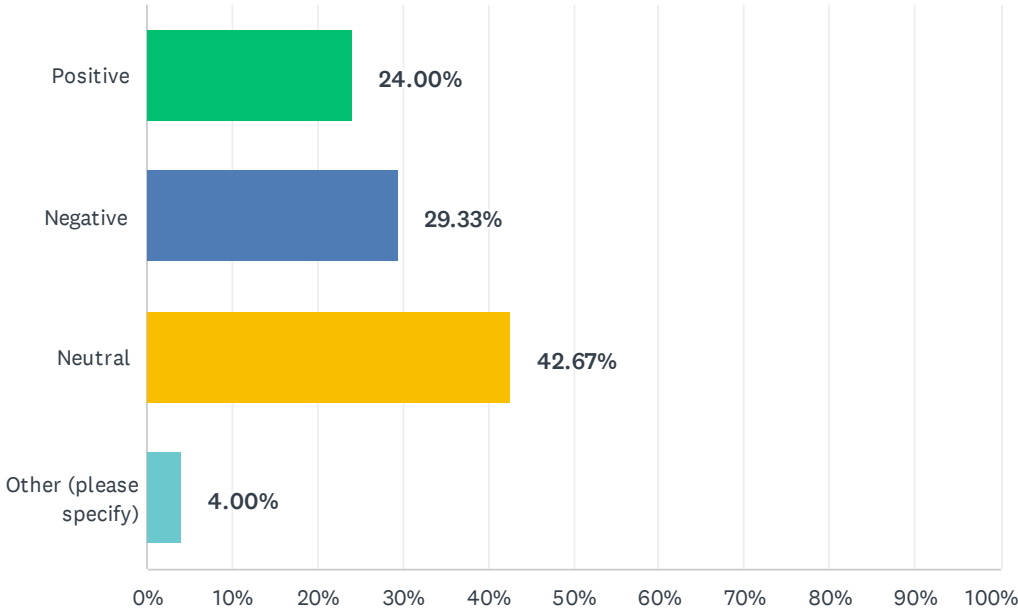
## Q46 What programs have you utilized directed towards young farmer success? (i.e. MARBIDCO Next-Gen, etc.)

Answered: 27 Skipped: 58

#	RESPONSES	DATE
1	Cost share NRCS	2/27/2025 2:11 PM
2	Horizon farm credit Jump start program	2/16/2025 7:17 AM
3	Marbidco	2/15/2025 7:13 AM
4	Start right, fsa loans	2/14/2025 9:04 PM
5	MARBIDCO	2/14/2025 8:51 AM
6	Marbidco value added grant Frederick county's innovation grant Farm credit's farmers on the rise program Hoping to enroll in frederick county's critical farms program this year	1/23/2025 1:50 AM
7	n/a	1/17/2025 5:15 PM
8	Next-Gen	1/17/2025 9:27 AM
9	None FSA direct loan	1/16/2025 7:55 AM
10	Marbidco	1/12/2025 8:40 AM
11	Marbidco grant	1/10/2025 4:41 PM
12	marbidco assisted in the purchase of our first farm	1/1/2025 2:41 PM
13	Marbidco	12/31/2024 11:37 PM
14	None	12/20/2024 11:20 PM
15	None	12/19/2024 9:41 AM
16	Marbidco	12/14/2024 9:08 PM
17	Smash mentorship	12/7/2024 9:38 PM
18	Ume	12/2/2024 12:21 PM
19	FSA	11/30/2024 5:31 PM
20	Farm Credit AG Bizmasters	11/28/2024 7:07 PM
21	None	11/28/2024 5:51 PM
22	Marbidco next gen FSA young farmer loan	10/26/2024 9:15 PM
23	zero	6/24/2024 2:45 PM
24	Marbidco down payment assistance program	6/23/2024 8:26 PM
25	Beginning Farmer and Rancher Benefits for Crop Insurance	6/19/2024 4:21 PM
26	Farm credit Fsa backed young beginning farmer loan	6/10/2024 8:46 PM
27	Marbidco Farm credit	6/10/2024 3:56 PM

Q47 What do you think is the average Maryland citizen's perception of agriculture?

Answered: 75 Skipped: 10



ANSWER CHOICES		RESPONSES	
Positive (1)		24.00%	18
Negative (2)		29.33%	22
Neutral (3)		42.67%	32
Other (please specify) (4)		4.00%	3
TOTAL			75

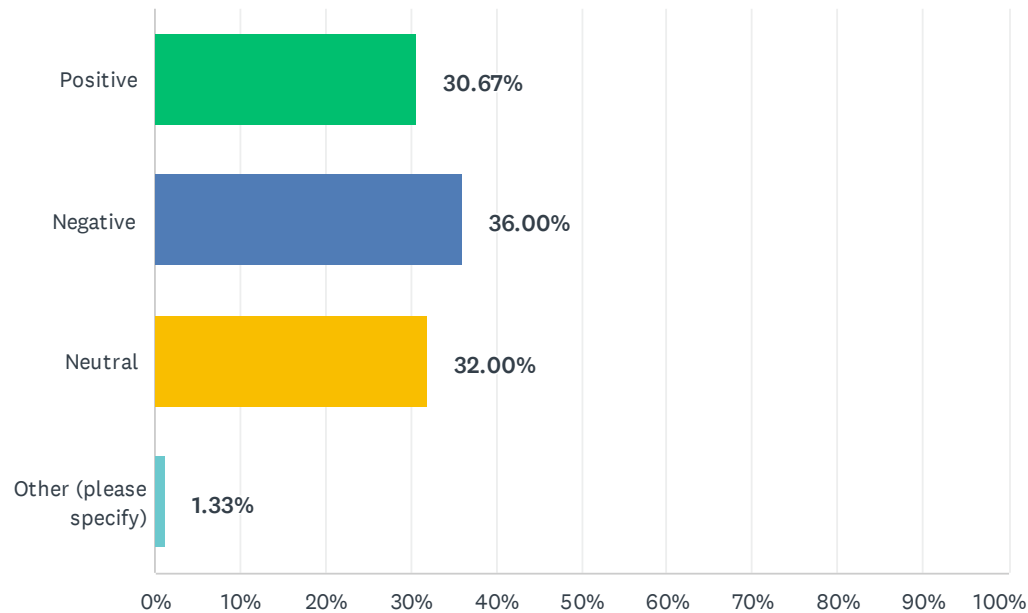
BASIC STATISTICS				
Minimum	Maximum	Median	Mean	Standard Deviation
1.00	4.00	2.00	2.27	0.87

#	OTHER (PLEASE SPECIFY)	DATE
1	Uneducated	2/20/2025 9:58 AM
2	limited knowledge with a mix of misinformation	1/1/2025 2:41 PM
3	varies widely by topic - i.e. GMO's bad, local farm produce stand good	6/19/2024 4:21 PM



Q48 What do you think the average Maryland citizen’s perception of Maryland farmers is?

Answered: 75 Skipped: 10



ANSWER CHOICES		RESPONSES	
Positive (1)		30.67%	23
Negative (2)		36.00%	27
Neutral (3)		32.00%	24
Other (please specify) (4)		1.33%	1
TOTAL			75

BASIC STATISTICS				
Minimum	Maximum	Median	Mean	Standard Deviation
1.00	4.00	2.00	2.04	0.82

#	OTHER (PLEASE SPECIFY)	DATE
1	Uneducated	2/20/2025 9:58 AM

## Q49 What actions can the Maryland Department of Agriculture take to promote a positive perception of Maryland agriculture?

Answered: 51 Skipped: 34

#	RESPONSES	DATE
1	Get more grade school and college students exposed to farming	3/7/2025 11:07 PM
2	Connect farmers and their communities	3/6/2025 9:22 AM
3	N/A	2/27/2025 2:11 PM
4	Promote the amount education it takes to be a farmer	2/27/2025 12:42 AM
5	More education especially about shopping local	2/20/2025 9:58 AM
6	Show family farming operations	2/16/2025 7:17 AM
7	Encouraging unity in agriculture.	2/14/2025 9:04 PM
8	Promote on television and social media all the strides the farming community has made towards a cleaner Chesapeake bay and the challenges we face that are out of our control such as runoff from other states, weather, markets, etc	2/14/2025 8:51 AM
9	Continue to spotlight and highlight local Maryland farmers. It's becoming a popular hobby "homesteading" so marketing farms that are doing hard work, supplying Marylanders with nutrition or what fun things they do on their farms would be very interesting to learn about. Share the hardships, share what it takes, show the good, the bad, the ugly- chicks are cute, highland calves are cute- do people know that you have to clean chicken poop and figure out how to unfreeze waterers in a coop that doesn't have electricity, or that cows need to be rotated in pasture or that you can have a petting farm and a brewery as a business or support those local places? Make Maryland a destination, make the farms seen as source of education, nutrition and even entertainment if applicable! Help the small farmers (also figure out how to teach the new generations who inherit farms, to keep them or give them tax breaks because WE NEED THEM, we don't need farms turning into developments or shopping centers)!!	1/24/2025 3:57 PM
10	Continue to reinforce its role in food security and job security	1/23/2025 1:50 AM
11	Support agriculture more and show the public It's necessary and worth the time/ cost.	1/19/2025 11:14 PM
12	emphasize hard work by farmers and benefits to farming	1/17/2025 5:15 PM
13	Inviting Ag Professionals to school to speak about agriculture to kids.	1/17/2025 9:27 AM
14	Stop making false negatives about poultry farming For an example, Poultry Farms pollute the Bay	1/16/2025 7:55 AM
15	Provide more Aid to farmer's to assist in farm building restorations (i.e. Historic Barns) like Pennsylvania does for its farmers.	1/11/2025 4:50 PM
16	Youth education In schools.	1/10/2025 4:41 PM
17	Depends on the field of agriculture	1/10/2025 2:40 PM
18	Roadside signs	1/10/2025 1:49 AM
19	Stop overdevelopment	1/8/2025 6:39 PM
20	Stop the building or we won't have land to farm	1/8/2025 7:32 AM
21	Better more diverse outreach.	1/7/2025 9:06 AM
22	continue to educate the public in ag practices	1/1/2025 2:41 PM
23	Get rid of usda inspected facility processing for small producers	12/31/2024 4:32 PM

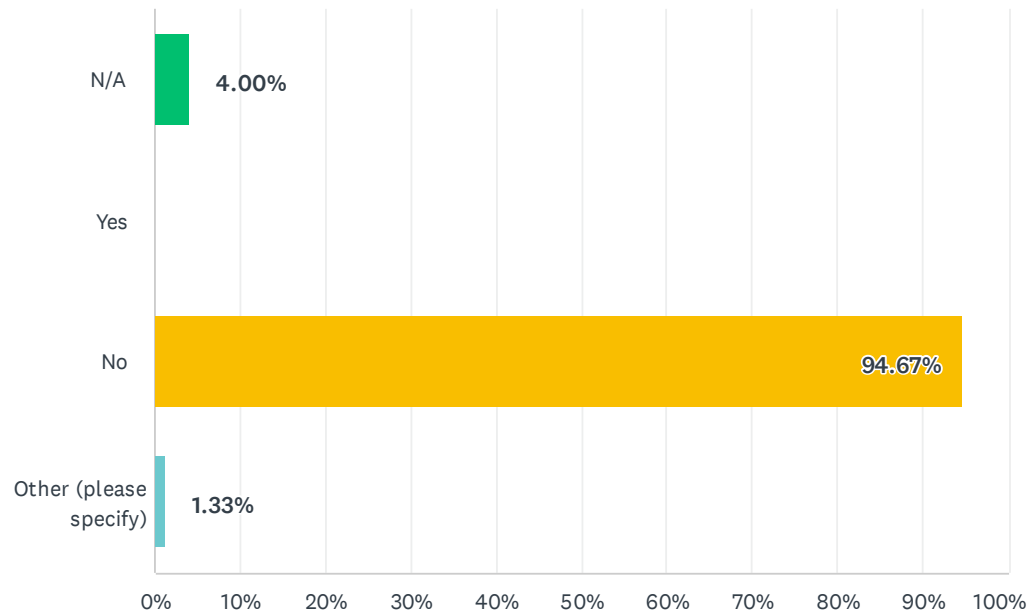
## Maryland Young Farmers Survey 2024

24	Increasing youth engagement	12/23/2024 5:03 PM
25	Get more people on farms to see how it actually works.	12/20/2024 11:20 PM
26	Get more involved with the youth in the local area	12/19/2024 9:41 AM
27	The diversity of farmers and typrd of farms	12/18/2024 5:47 PM
28	Stop blaming farming practices for every issue that is discussed when water or soil is concerned. Every department blames farming for issues. Bay wayer is an issue..... farms over spray that's it. But the average homeowner can put as much as they want on with no regulation or control. Most company's spray so much that people complain the smell is horrific due to the chemicals that are placed on small lawns and large fields get sprayed and you can't smell it. There is plenty more like blaming livestock for the methane but yet we have 6 private airports in harford county alone and I'm sure they produce more carbon/pollution then all the cows in harford county.	12/17/2024 6:02 AM
29	Encourage people to go to farms see food is grown. Encourage farms in agro tourism by not making too many regulations. People need to see where their food comes from to both appreciate the farmers and the food.	12/16/2024 8:51 PM
30	Push back on cafo's and help the public poultry farms are not as bad as state legislatures make them out to be . Same thing with using manure for crops	12/14/2024 9:08 PM
31	Ads	12/10/2024 12:16 PM
32	Education on farming techniques that are normal and where food comes from	12/9/2024 7:22 PM
33	No farms, no food, farmers work hard and provide for their communities	12/7/2024 9:38 PM
34	More positive public outreach and advertising of the good that farmers do for the community and environment.	12/6/2024 9:27 PM
35	Allow more food freedoms and become a food sovereign state	12/6/2024 12:55 AM
36	Public outreach from actual producers	12/2/2024 5:54 PM
37	Make it more accessible	12/2/2024 12:21 PM
38	Stop pushing the nutrient runoff agenda off as farmers being the culprit and show the other industries and sources of contamination of the waterways	11/28/2024 7:07 PM
39	Teach people where food comes from!	11/28/2024 5:51 PM
40	Teach people that farming isn't the grocery store and animals won't always smell like roses.	11/26/2024 9:21 AM
41	people need to realize farming is essential getting to the beach in a hurry is not	10/26/2024 9:15 PM
42	Show what actually happens on farms	7/23/2024 4:23 PM
43	Stop giving into Environmental interests, continue to fight and not give an inch No room for compromise.	6/24/2024 2:45 PM
44	Share the positives farmer do to protect the land	6/23/2024 8:26 PM
45	more education and engagement of the general public and ag	6/19/2024 4:21 PM
46	Education	6/13/2024 7:56 AM
47	Education, promote, and advertising	6/12/2024 6:33 PM
48	Continue to tell more stories of farmers where people will see them. Billboard going to the beach, in grocery stores, at gas stations, etc.	6/11/2024 12:29 PM
49	Do more positive education in schools. Bringing in local farmers to talk about their operation, in St Mary's county the Farm bureau does Farm to school days. I think that that helps to get the children in schools excited and learning about where their food comes from. To get them wanting to join programs like 4-H and FFA to positively affect agriculture in the future. And by doing so their parents will get more thinking about agriculture in a positive way.	6/11/2024 10:19 AM
50	Everyone is concerned about spraying and fertilizers	6/10/2024 3:56 PM



Q50 Do you sell carbon credits?

Answered: 75    Skipped: 10



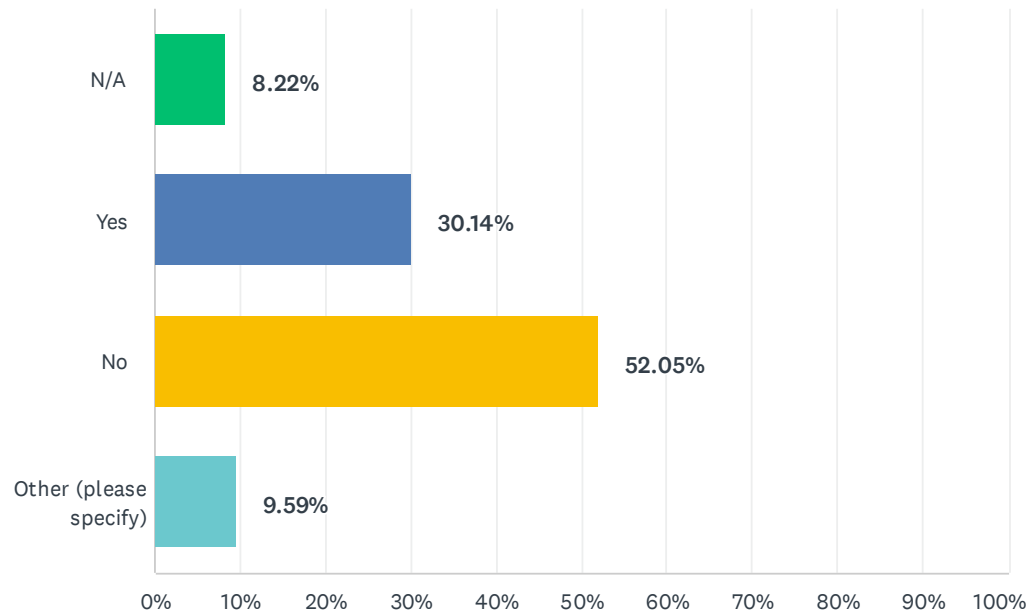
ANSWER CHOICES		RESPONSES	
N/A		4.00%	3
Yes (1)		0.00%	0
No (2)		94.67%	71
Other (please specify) (3)		1.33%	1
TOTAL			75

BASIC STATISTICS				
Minimum	Maximum	Median	Mean	Standard Deviation
2.00	4.00	2.00	2.03	0.23

#	OTHER (PLEASE SPECIFY)	DATE
1	Don't know what that is	12/18/2024 5:47 PM

Q51 Would you be interested in participating in a pilot carbon credit exchange program?

Answered: 73 Skipped: 12



ANSWER CHOICES	RESPONSES	
N/A	8.22%	6
Yes (1)	30.14%	22
No (2)	52.05%	38
Other (please specify) (3)	9.59%	7
TOTAL		73

BASIC STATISTICS				
Minimum	Maximum	Median	Mean	Standard Deviation
1.00	4.00	2.00	1.88	0.86

#	OTHER (PLEASE SPECIFY)	DATE
1	Maybe	2/14/2025 9:04 PM
2	Don't know what that is	1/16/2025 7:55 AM
3	need more information on this	1/1/2025 2:41 PM
4	I don't know	12/19/2024 9:41 AM
5	Maybe?	12/18/2024 5:47 PM
6	Maybe	11/28/2024 5:51 PM
7	Do not understand this	6/24/2024 2:45 PM

## Q52 What programs would you like to see the Maryland Department of Agriculture make available to assist young farmers?

Answered: 36 Skipped: 49

#	RESPONSES	DATE
1	Would love to see low interest loans targeting young farmers. A lot of young farmers don't have the cash on hand or the years in positive cash flow to take their business to the next level. For instance, we would like to build an additional building for hay storage but it's doesn't qualify for any low interest loans, likely only a microloan.	2/27/2025 2:11 PM
2	Grants to get started with something (gardening, fruit trees, meat raising, etc.) Legal action provided to help advocate for agriculture in suburban areas/cities	2/27/2025 12:42 AM
3	Informative sessions on what programs and assistance is available	2/16/2025 7:17 AM
4	Intro to farming for the newby How to keep the land your grandparents built More local feed stores and easier way to access hay, straw, grain.... Reduce the red tape and taxes to create MD businesses	1/24/2025 3:57 PM
5	Able to buy land	1/23/2025 2:32 PM
6	Invest in shares kitchen facilities for value added options to farmers	1/23/2025 1:50 AM
7	Not sure	1/19/2025 11:14 PM
8	grants for young farmers	1/17/2025 5:15 PM
9	Giving more opportunities to young farmers who rent property to be able to more easily buy their own property to continue farming on.	1/17/2025 9:27 AM
10	Standardized access to options available for cost share. Too much variation between counties and states regarding options available to farmers and lots of time wasted fighting over access. Cost share options for grazing land access on CRP. More options for transitioning CRP land into grazing acres. Encourage land owners to rent to grazing animals	1/13/2025 8:07 AM
11	Crop Damage Aid, Historic Building Restoration for Barns and other farm buildings like Pennsylvania does for its farmers.	1/11/2025 4:50 PM
12	Expand the use of deer donation cold boxes in Mont. Co. Likewise offer assistance to deer processors for participate in the Farmers and Hunters Feeding the Hungry.	1/10/2025 1:49 AM
13	Easier access to capital and grant programs.	1/7/2025 9:06 AM
14	Education, grants, internet/fellowship, school credit (including elementary and high school)	1/5/2025 2:30 PM
15	more assistance with acquiring land. ( and protecting the loss of land thru development, solar projects, etc.	1/1/2025 2:41 PM
16	Processor to small farmer pathways	12/31/2024 4:32 PM
17	Small loans or grants to help us grow!	12/19/2024 9:41 AM
18	Make the grants/loans easier to obtain. I have looked at attempting some items but the cost or what is required does not benefit the farmer but the researchers or the 3rd party involved. Needs to be balanced better as well as get more small funds for small farms. Also equipment rental would be a huge help.	12/17/2024 6:02 AM
19	I don't know how this would be done. But helping young gamers to be able to purchase farmland. Seems like the big farmers keep getting bigger. And it's so hard to get into farming.	12/16/2024 8:51 PM
20	More money for ag preservation to help young farmers purchase land and allowing young farmers to buy more than one farm using that program	12/14/2024 9:08 PM
21	Match what DE does and pay a certain amount towards producers crop insurance bills. EX:	12/12/2024 10:04 PM

## Maryland Young Farmers Survey 2024

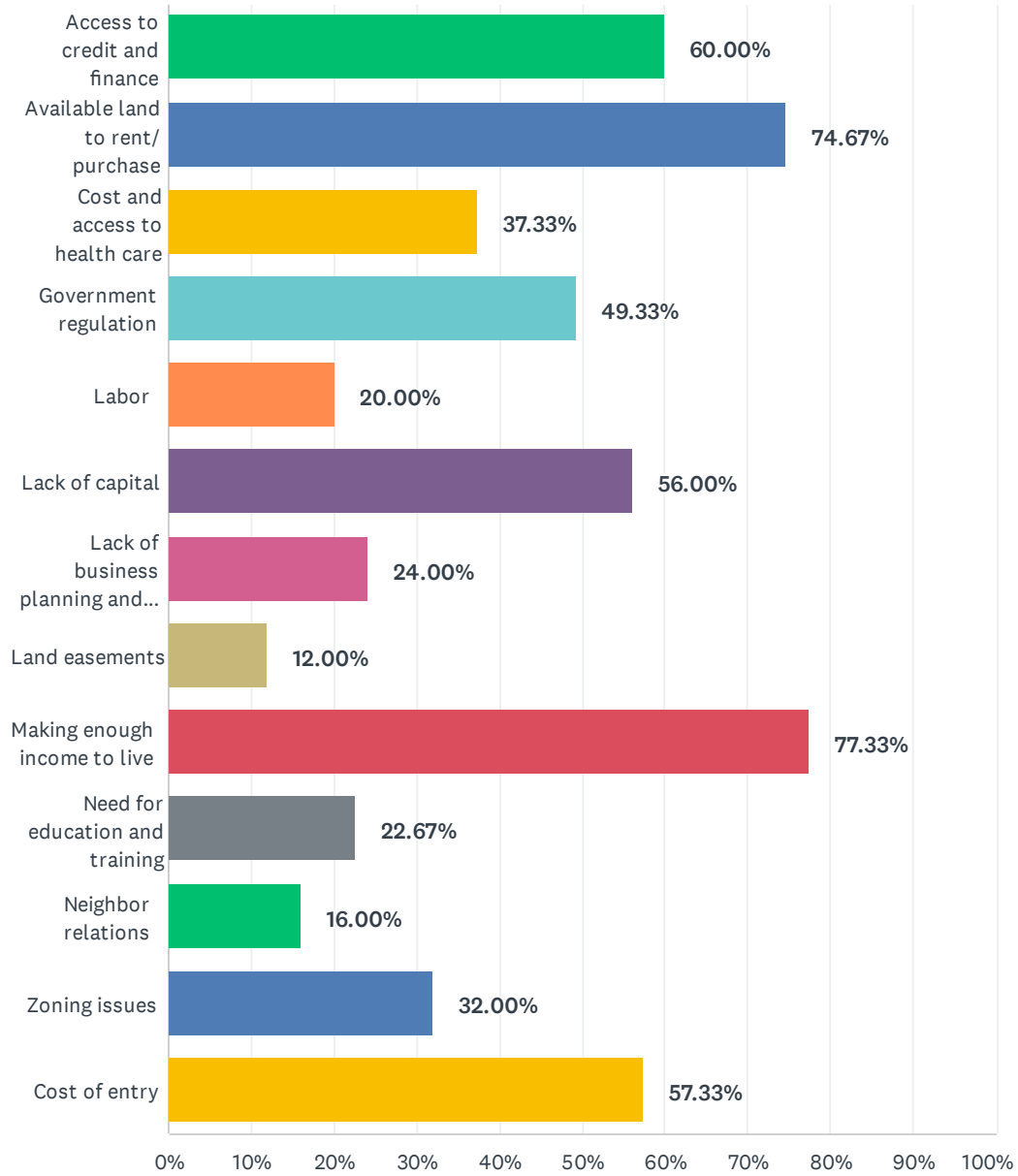
\$10 per acre planted to go towards the growers premium due.

22	Equipment rentals, funding opportunities in smaller \$ amounts with less restrictions	12/9/2024 7:22 PM
23	Young farmers regardless of income or race grants	12/7/2024 9:38 PM
24	All	12/6/2024 12:55 AM
25	Funding not tied to traditional credit/equity requirements	12/2/2024 5:54 PM
26	Resources, basic accounting/business knowledge, legal advice specific to farming and products, round table and mentoring opportunities, databases for similar farms/products with pricing, checklists for new farmers on policies and laws, health department and Md state health alliances to reduce the number of misinformation.	12/2/2024 12:21 PM
27	Lower the prices of some licenses and permits. Offer low cost or free training seminars that will satisfy USDA loan requirements.	11/30/2024 5:31 PM
28	More access to affordable land purchase funding without the need for preservation agreements	11/28/2024 7:07 PM
29	Lower Property Taxes	11/26/2024 9:21 AM
30	Lower interest longer loan terms	10/26/2024 9:15 PM
31	Help with start up costs	7/23/2024 4:23 PM
32	I honestly would not recomend to any young farmer to farm in MD. Get out and go to an AG friendly state. If senior farm members/owners don't have a transition plan in place , will, trust ,or something telling what they want done with farm to protect young peoples interest. GET OUT NOW.....	6/24/2024 2:45 PM
33	5 year start up programs structured so at the end of 5 years they have a sustainable farm and plan.	6/23/2024 8:26 PM
34	Low interest rate loans would be helpful - the USDA programs are too rigid and the employees aren't helpful	6/19/2024 4:21 PM
35	Grants and education	6/13/2024 7:56 AM
36	More grant opportunities and a value added kitchen.	6/10/2024 2:40 PM



## Q53 From your experience please select up to five main obstacles that young farmers face:

Answered: 75 Skipped: 10



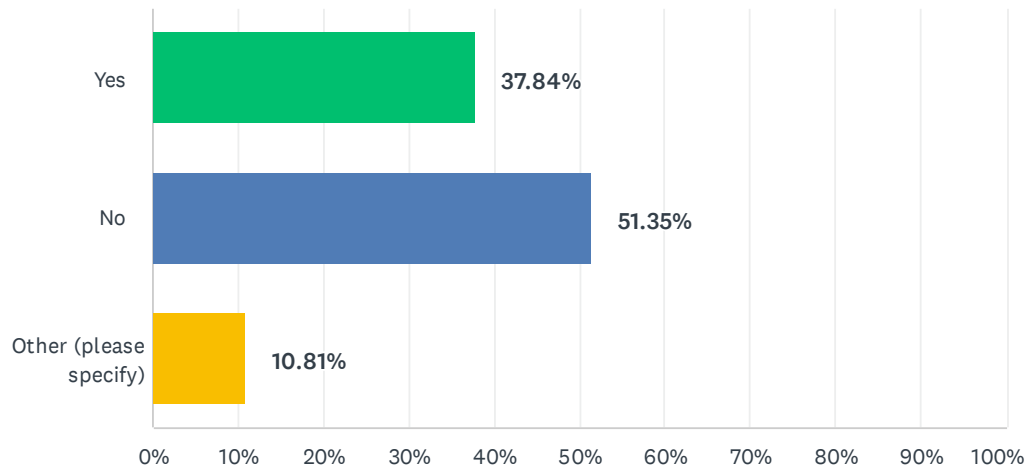
## Maryland Young Farmers Survey 2024

ANSWER CHOICES		RESPONSES	
Access to credit and finance (1)		60.00%	45
Available land to rent/ purchase (2)		74.67%	56
Cost and access to health care (3)		37.33%	28
Government regulation (4)		49.33%	37
Labor (5)		20.00%	15
Lack of capital (6)		56.00%	42
Lack of business planning and marketing trainings (7)		24.00%	18
Land easements (8)		12.00%	9
Making enough income to live (9)		77.33%	58
Need for education and training (10)		22.67%	17
Neighbor relations (11)		16.00%	12
Zoning issues (12)		32.00%	24
Cost of entry (13)		57.33%	43
Total Respondents: 75			

BASIC STATISTICS				
Minimum 1.00	Maximum 13.00	Median 6.00	Mean 6.40	Standard Deviation 4.01

## Q54 Do you apply for grants to help advance your operation?

Answered: 74 Skipped: 11



ANSWER CHOICES	RESPONSES	
Yes (1)	37.84%	28
No (2)	51.35%	38
Other (please specify) (3)	10.81%	8
<b>TOTAL</b>		<b>74</b>

BASIC STATISTICS				
Minimum 1.00	Maximum 3.00	Median 2.00	Mean 1.73	Standard Deviation 0.64

#	OTHER (PLEASE SPECIFY)	DATE
1	I want to but don't know how	3/6/2025 9:22 AM
2	Plan to apply	1/5/2025 2:30 PM
3	I'm planning to in the future	12/24/2024 7:07 PM
4	I don't know if any	12/20/2024 11:20 PM
5	Not yet	12/18/2024 5:47 PM
6	I have not been able to apply for any due to size of operation or what is required is not beneficial to my operation.	12/17/2024 6:02 AM
7	Healthy soils competitive grant	12/16/2024 8:51 PM
8	We haven't but plan to	12/6/2024 12:55 AM

## Q55 If so, what grants have been most valuable to you and your operation?

Answered: 28 Skipped: 57

#	RESPONSES	DATE
1	Still applying	3/7/2025 11:07 PM
2	N/A	2/27/2025 2:11 PM
3	Frederick county ag grants	2/20/2025 9:58 AM
4	Horizon farm credit Jump start program	2/16/2025 7:17 AM
5	AMA, EQUIP	2/14/2025 8:51 AM
6	N/A yet	1/24/2025 3:57 PM
7	Marbidco's value added producer grant Frederick county's innovation grant	1/23/2025 1:50 AM
8	None so far	1/19/2025 11:14 PM
9	The Young Farmers of Frederixk Counry grant is one we have applied to. We are looking for more to apply to in the future.	1/17/2025 9:27 AM
10	Haven't gotten any	1/13/2025 8:07 AM
11	Marbidco	1/12/2025 8:40 AM
12	None	1/11/2025 4:50 PM
13	We have never received a grant	1/7/2025 9:06 AM
14	Have applied to several but field is to desperate and competitive, have not earned a grant yet	1/4/2025 10:40 AM
15	cost share thru EQUIP	1/1/2025 2:41 PM
16	Crop to pasture conversion, fencing share (MAC) ag well and pipeline for pasture water (equip)	12/31/2024 4:32 PM
17	Helping build more housing for my live stock	12/19/2024 9:41 AM
18	Maryland cover crop program Cover crop plus Healthy soils grant	12/16/2024 8:51 PM
19	Haven't had any given yet	12/7/2024 9:38 PM
20	SMADC	12/2/2024 12:21 PM
21	Marbico, The Livestock Conversatory	11/30/2024 5:31 PM
22	NRCS	11/28/2024 7:07 PM
23	MACS funding and EQIP funding	6/23/2024 8:26 PM
24	Mathias Agriculture Energy Efficiency Program	6/19/2024 4:21 PM
25	Farm Credit JumpStart Grant	6/11/2024 12:29 PM
26	I have not gotten any.	6/11/2024 10:19 AM
27	Marbidco cold storage, Covid relief, horizon jumpstart grant	6/10/2024 3:56 PM
28	mini grants from SMADC	6/10/2024 2:40 PM

## Q56 If you had the opportunity to speak with a legislator, what would you ask them to do for Maryland agriculture?

Answered: 49 Skipped: 36

#	RESPONSES	DATE
1	Stop cutting funding for grants and cost share programs	3/7/2025 11:07 PM
2	Support the younger generation - especially with the rapid retirement of a lot of farmers and the rapid pace that farm land is being sold off to non-farming applications.	2/27/2025 2:11 PM
3	Fight for the freedom of farmers to be able to grow crops or livestock And encourage homeowners to grow their own food	2/27/2025 12:42 AM
4	Make the regulations make sense and actually apply to MD farm vs corporate stores	2/20/2025 9:58 AM
5	Limit the effects of non agricultural people influencing agricultural practices	2/16/2025 7:17 AM
6	Stop the legislative war on Ag	2/15/2025 6:49 AM
7	Right now? Gotta kill this eminent domain solar bill.	2/14/2025 9:04 PM
8	Fight for protection of farmland against development and especially now solar panels	2/14/2025 8:51 AM
9	Ease regulations, understand the need for flexibility, prioritize and invest in Maryland farms and farm products.	2/2/2025 6:40 PM
10	Everything listed above- less red tape, less taxes, easier inheritance of farms or transition of them before they are sold to developments- make it harder to sell the ag land to developers!!!	1/24/2025 3:57 PM
11	Consider a state run, year round farmers market like they have in north carolina	1/23/2025 1:50 AM
12	Not sure yet	1/19/2025 11:14 PM
13	no, provide assistance for first generation farmers and promote farms	1/17/2025 5:15 PM
14	Idk	1/16/2025 7:55 AM
15	Mandatory grazing under solar, change CRP program to aid beginning farmers with livestock to have access to land,	1/13/2025 8:07 AM
16	Provide more aid for wildlife Crop Damage due to Maryland's Overdevelopment Crisis, Provide aid in the restoration of Historic Farm Buildings (i.e. Barns) like Pennsylvania has already done for its farmers. Give tax breaks to young farmers or some form of tax credit.	1/11/2025 4:50 PM
17	Protect Ag land from rezoning	1/10/2025 4:41 PM
18	See above comment	1/10/2025 1:49 AM
19	Stop the building of all the solar and homes and regs that are only informed on farmers	1/8/2025 7:32 AM
20	Ease regulations	1/7/2025 9:30 PM
21	Stop solar, empower the farmer and next gen through more Equitable Access to capital and grant programs	1/7/2025 9:06 AM
22	Incentivize local	1/5/2025 2:30 PM
23	listen to farmers, not special interest groups outside of ag that claim to know what the farm community wants	1/1/2025 2:41 PM
24	Address USDA inspected facility requirement for small producers.	12/31/2024 4:32 PM
25	Increase agriculture education accessibility in the K-12 public school systems. Encourage watershed protection efforts and advocacy among farmers and youth.	12/23/2024 5:03 PM
26	I don't know	12/20/2024 11:20 PM

## Maryland Young Farmers Survey 2024

27	Help support the farmers and stop the expansion of homes/developments as farmers will never be able to compete with large scale businesses with capital or expenses.	12/17/2024 6:02 AM
28	Make it legal for farmers to sell raw milk. Make it easier to butcher and sell on farm raised beef, pork, sheep ext.. just let us farm and sell all of our food to our neighbors. Every little thing needs a license and inspection and mounds of paperwork and regulations. I just want to sell good quality nutrients dense food to my neighbors and community.	12/16/2024 8:51 PM
29	Back off poultry farms .	12/14/2024 9:08 PM
30	Just support what we do, and try to understand why we do it. Before just pounding more regulations.	12/12/2024 10:04 PM
31	Inheritance taxes	12/10/2024 12:16 PM
32	Recognize how valuable it is. Protect your farmers	12/7/2024 9:38 PM
33	Less overburdensome and unnecessary environmental regulation	12/6/2024 9:27 PM
34	Ask for more food freedoms	12/6/2024 12:55 AM
35	Educate themselves from actual operations/producers instead of special interest groups having nothing to do with agriculture	12/2/2024 5:54 PM
36	Make it more accessible and promote on a state level with initiatives to get folks into buying direct from the farm. Specifically programs and celebratory announcements of apple season here are all the Apple farms in Md (just an example but would love to provide more initiatives to help)	12/2/2024 12:21 PM
37	Slow solar growth and lighten up on unnecessary paperwork and regulations for nutrient management and CAFOs	11/28/2024 7:07 PM
38	Provide better zoning requirements for urban farmers	11/28/2024 5:51 PM
39	Stop building houses and forcing farmers out.	11/26/2024 9:21 AM
40	Lower land tax	10/26/2024 9:15 PM
41	Support Agriculture.	7/23/2024 4:23 PM
42	Pay attention to our needs. Food security should be forefront of every Marylander. The environmental interests don't understand farming, they have a 1 sided view they can not see the forest for the trees.	6/24/2024 2:45 PM
43	To make a stand to slow the development of farm land and for the state to reallocate property's that are not in use versus developing farm land.	6/23/2024 8:26 PM
44	less regulation. less pushing for solar fields. less sprawling development. Support solar and development in urban areas that need to be revitalized and rebuilt.	6/19/2024 4:21 PM
45	I would ask them to take the opportunity to visit farms in their district so that they can have a firsthand understanding of how hardworking their constituents are and how legislation affects the agriculture in their area.	6/11/2024 12:29 PM
46	To make sure as they pass laws and regulations that they keep in mind the cost of production for Maryland farmers. And make sure that we can keep farming for generations to come.	6/11/2024 10:19 AM
47	Keep advocating for young farmers and low interest loans to help young farmers have a fighting chance. Any government loans that are allocated for hardships not be able to be taxed as income earned we have suffered a substantial hardship for some government money that was issued during covid 19 pandemic that has almost put us out of business due to the tax penalty form money we did not earn but had to claim as self employment. We will take no more help from the government lesson learned.	6/10/2024 8:46 PM
48	Ag ed	6/10/2024 3:56 PM
49	Right to farm laws	6/10/2024 2:40 PM

## Q57 If you have any additional comments, please specify below:

Answered: 6   Skipped: 79

#	RESPONSES	DATE
1	I think the biggest obstacles to young farmers missing from the list is time, ability to balance family + farm (childcare, health care, etc) coupled with income, access to capital and lack of business planning.	2/2/2025 6:40 PM
2	More creative marketing for what you want to promote	1/24/2025 3:57 PM
3	Thank you!	1/19/2025 11:14 PM
4	Most land is being sold to big business like solar or developments due to the large capital and scale that they are able to bring all with government grants/loans to front them. The same loans for a farmer wouldn't even come close to getting a farmer in to the same land. The grants and loans are typically for larger operations. Nothing is really scaled for the under 50 acre farms and nothing is really there for the under 20 acre farms.	12/17/2024 6:02 AM
5	Would love to be apart of the movement to increase viability into making agriculture a top priority for Maryland.	12/2/2024 12:21 PM
6	MD is not a farm friendly state	6/24/2024 2:45 PM