



# Analysis of Quarterly Survey Data from Animal Control Shelters/Animal Care Facilities in Maryland

Initial Quarter: October-December, 2013

FINAL -Updated\*

3/20/2017

Maryland Department of Agriculture

Jane Mallory, Program Coordinator, Agency Grants Specialist

---

\* Subsequent to initial release of this report, additional information was provided. Data for Harford County and Charles County were corrected.

Maryland Department of Agriculture

Spay and Neuter Program

Initial Quarterly Survey Analysis

(October 1<sup>st</sup> –December 31<sup>st</sup> 2013)

As required by Agriculture Article §§ 2-1602 and 2-1605, Annotated Code of Maryland the first quarterly Animal Control Shelter/Animal Care Facilities survey was conducted by Maryland Department of Agriculture (MDA) for the period Oct. 1-Dec. 31, 2013. The survey information requested included the total intake of dogs and cats during the quarter and a summary of the agencies' disposition of the animals.

Department staff used information provided by the Professional Animal Workers Association (PAWS), the Maryland State Board of Veterinary Medical Examiners, and individual referrals to compile a list of potential respondents made up of 56 government and non-profit animal control and welfare facilities throughout the state of Maryland (see Attachment 1: List of Responding Facilities). The survey form (see Attachment 2: Survey Form) was sent along with a cover letter (see Attachment 3: Cover Letter) to each facility. Twenty-nine surveys containing data were completed and returned<sup>†</sup>. Although this amounted to only a 51% response rate, the returned surveys account for all facilities that are providing animal control services on behalf of local jurisdictions. Future surveys will be emailed to this qualified list of animal control agencies.

## RESULTS

The following is a breakdown of the data compiled from the responses from the survey received back to MDA as of March 30, 2014.

- Number of facilities contacted: 56;
- Number of facilities responding with data: 29;
- Number of facilities responding that are required to respond: 26 (100% of required facilities);
- Number of private facilities volunteering data: 3;
- Total animals under the care of facilities state-wide in beginning of quarter: 5,114

---

<sup>†</sup> Additional responses were received but contained no data and referenced other facilities for information. See Appendix for additional information on responding facilities.

- Total intake of animals during quarter: 19,140;
- Total dogs and cats under shelter care (beginning numbers plus intake): 24,254
- Total disposition of animals during quarter: 20,567;
- Total of animals remaining in facilities at the end of the quarter: 3,680 (1,177 dogs and 2,503 cats);
- Total of all dogs and cats euthanized in responding shelters during this quarter: 8,137 (1,993 dogs and 6,144 cats);
- Percent of all dogs and cats **under shelter care** (under shelter care = beginning count plus total intake) by responding shelters **euthanized** during the quarter: 33.5%
- Of euthanized animals, 76% were cats and 24% were dogs.
- Total number of dogs **under the care** of responding shelters during quarter (number at beginning of quarter plus intake during quarter): 9,006;
- Percent of euthanized dogs from the total dogs in shelters: 22%;
- Total of all cats **under the care** of responding shelters during quarter (number at beginning of quarter plus intake during quarter): 15,248; and
- Percent of **euthanized** cats from the total cats **under shelter care**: 40%.

### Category Descriptions

To fully understand the following data it is important to understand the definitions of the data categories for which the facilities were asked to report. The following describes the categories in further detail and how these are interpreted by the facilities.

“*Live animal count*” is the number of animals in the facility at the beginning and end of the specified period. It should be noted that this number changes minute to minute (every time an animal comes and goes in the shelter), so the end of one quarter will not necessarily be the same as the beginning of the next quarter.

“*Intake*” refers to those animals coming into the facility during the specified time period. This includes animals surrendered by owners that do not want to keep the animal, or request the animal be euthanized, strays (many consisting of newly born litters), feral animals brought into the facility by citizens or animal control officers, and animals transferred from another agency, facility, or coalition that do not have all the necessary capabilities. Other live intakes may include animals taken in but put into a foster care program outside of the facility. Fostered animals while not housed in the facility are still considered the facility’s responsibility and so are included in the Live Animal Count. Intake can also include impounded animals for various reasons (death of owner, owner incarcerated, owner hospitalized, etc.).

“*Disposition*” refers how an animal leaves the care of the shelter during the specified time period. This includes adopted out, returned to owner, transferred to another agency or facility, died/lost in care, and euthanized.

“Relinquished by owner” refers to animals surrendered to a facility by the person who had custody of the animal for more than 72 hours no longer wants the animal for whatever the reason. Reasons are wide-ranging but most frequently include behavioral problems, no longer want or can keep a pet, moving, or the surrender is an unwanted litter.

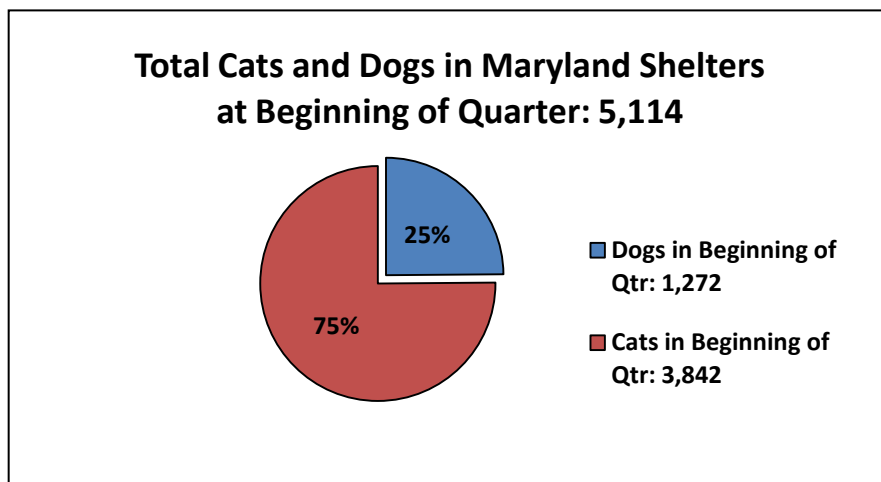
“Died/Lost in Care” represents animals that come in severely sick or injured (such as hit by car) and die shortly after arrival despite what the medical team (including a veterinarian) may have attempted in order to save its life. This category also includes neonatal kittens and puppies that are taken in all year long, with or without a mother. The percent that survive is very small, especially bottle babies.

“Owner requested and all other euthanasia” represents the animals that had to be put down for a variety of reasons. Although shelters intake information records the number of owner requesting euthanasia, many facilities will not euthanize a surrendered animal if it has been evaluated by the staff and medical team to be sound, treatable, rehabilitatable, and adoptable. Owner requested euthanasia also covers those instances that the health of the animal is dire and untreatable and humane euthanasia is the only option available to the owner.

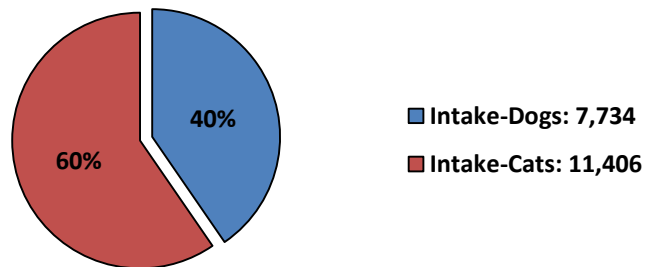
Other reasons for euthanasia include severe behavioral problems that prevent adoption, poor and untreatable medical conditions, legal or court-ordered, and not adopted in the allotted time. It should also be noted that facilities that do carry out euthanasia often are the recipients of animals that have, for whatever reason, been turned away from no-kill shelters.

### Data Summaries

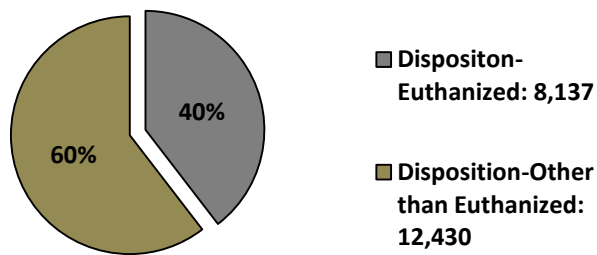
The following charts and graphs depict the data on dogs and cats under the care of Maryland shelters that responded to the survey for the Initial Quarter (October-December, 2013).



**Total Intake of Cats and Dogs to Maryland Shelters during Quarter: 19140**

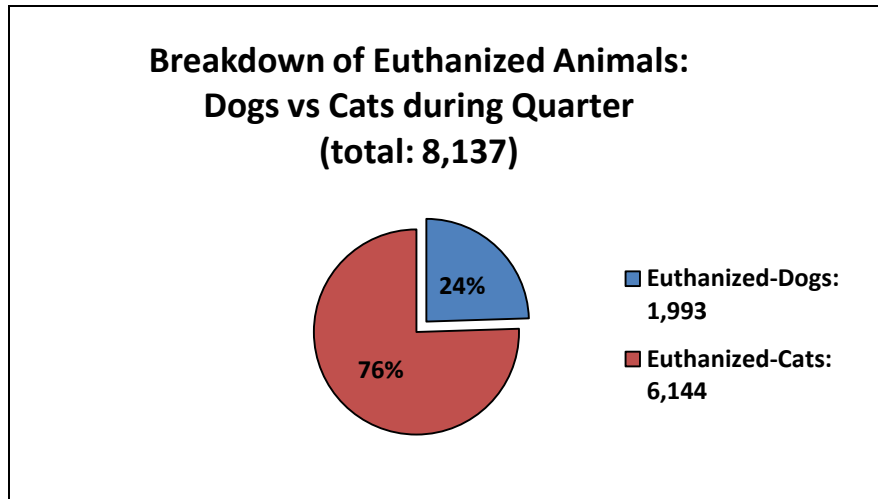


**Total Disposition of Cats and Dogs in Maryland Shelters during Quarter: 20,567**

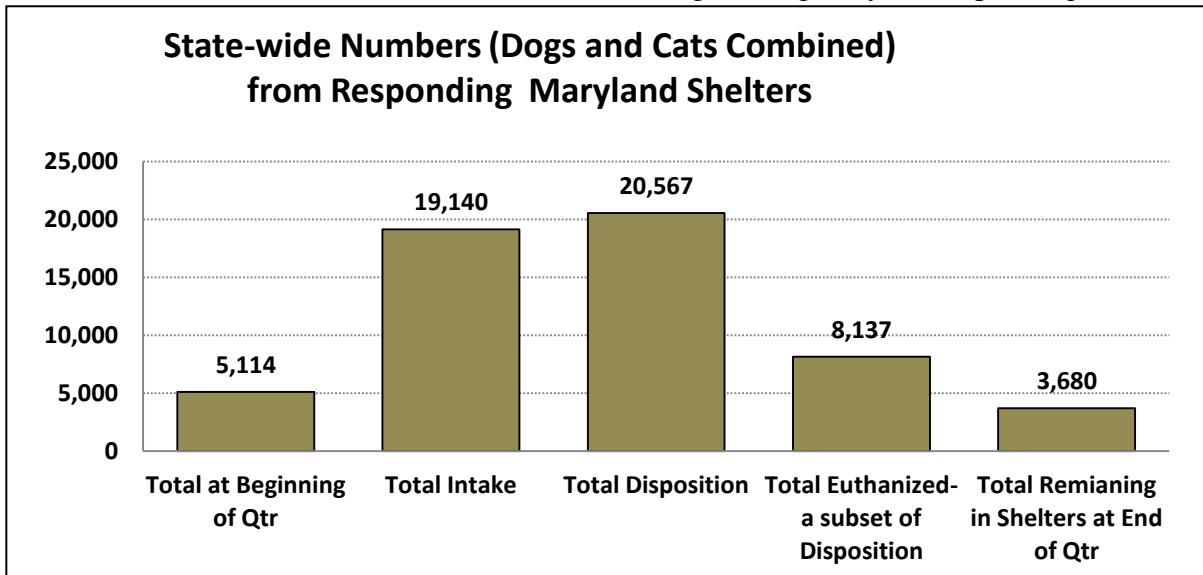


During the initial quarter of 2013, 24,254 dogs and cats were under the care of reporting shelters. Of these animals, 20,567 under shelter care were either returned to owner, adopted, transferred to another facility, died/lost in care, or euthanized, with 3,680 remained in shelter care at the end of the initial quarter. As depicted in the above chart, 40% of the disposition was attributed to euthanasia, both owner requested and required by the shelters for various reasons.

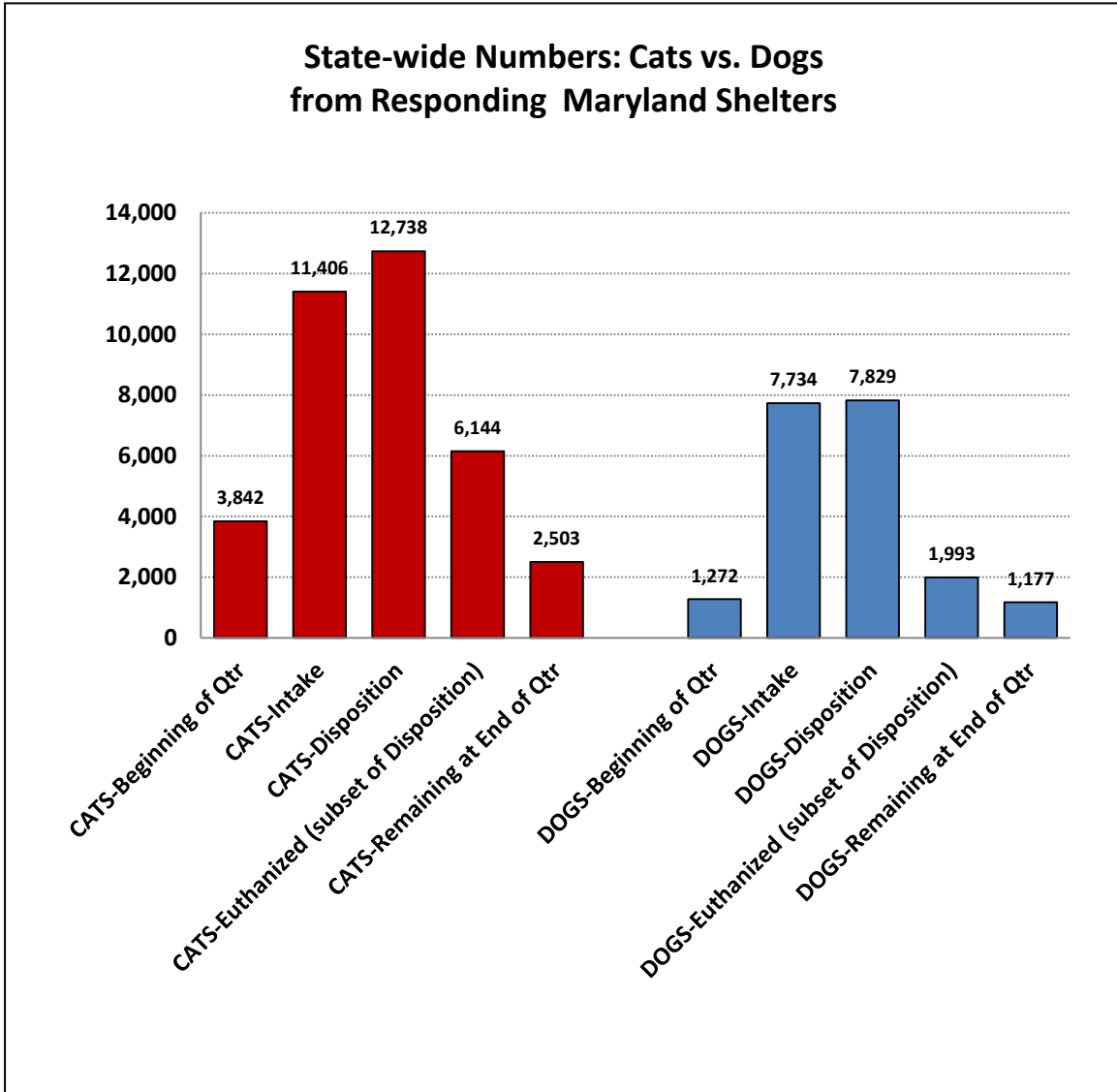
During this quarter, a total of 8,137 cats and dogs were euthanized in responding Maryland shelters. As illustrated in the chart below, of the euthanized animals, 24% were dogs (1,993) and 76% were cats (6,144).



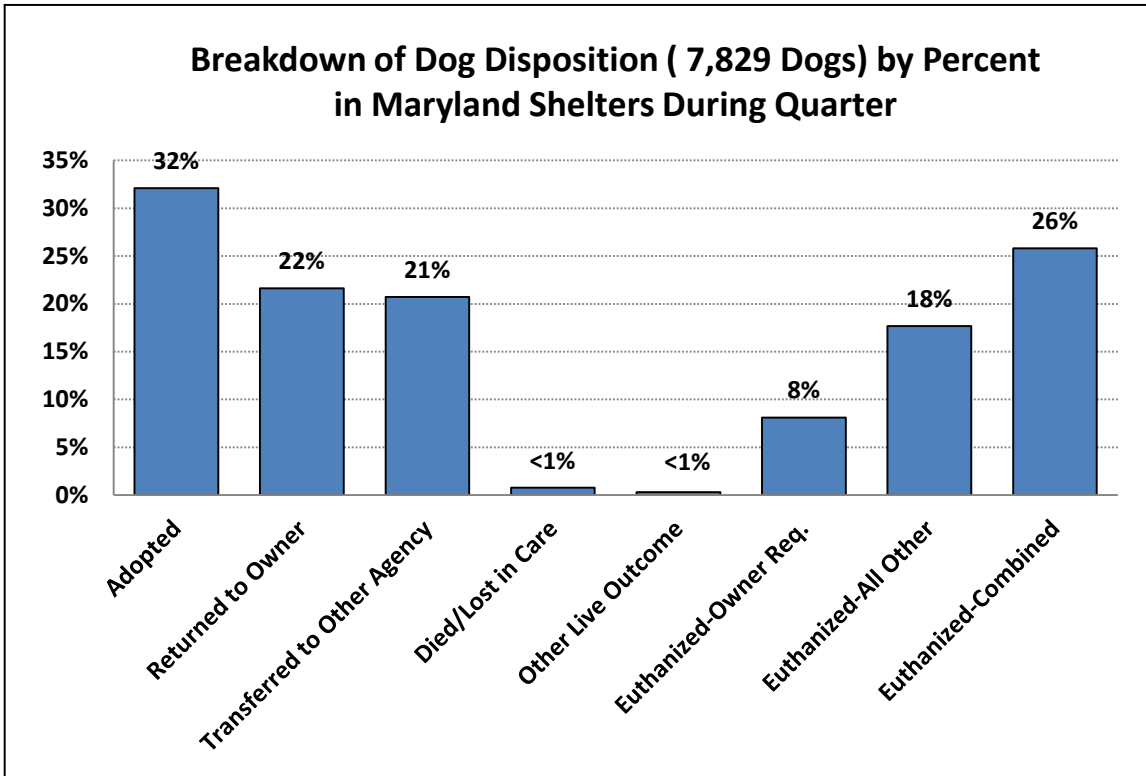
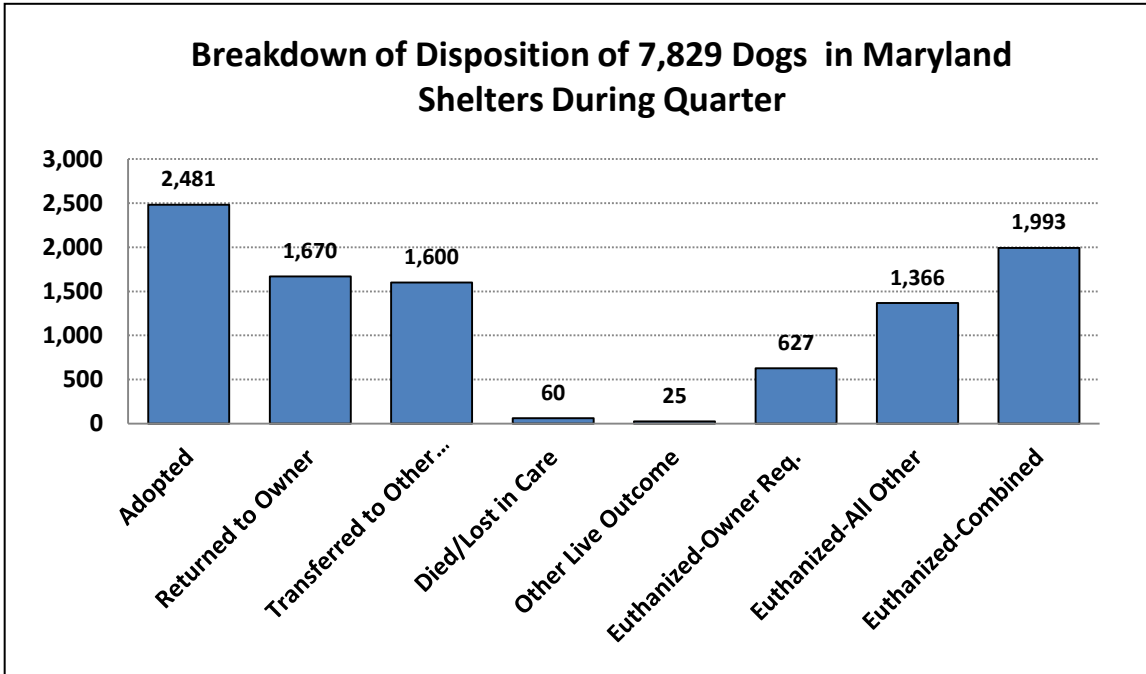
The chart below summarizes the data for all cats and dogs managed by the responding shelters.



The chart below provides a side-by-side comparison of the data for cats and dogs from the responding shelters for this quarter.

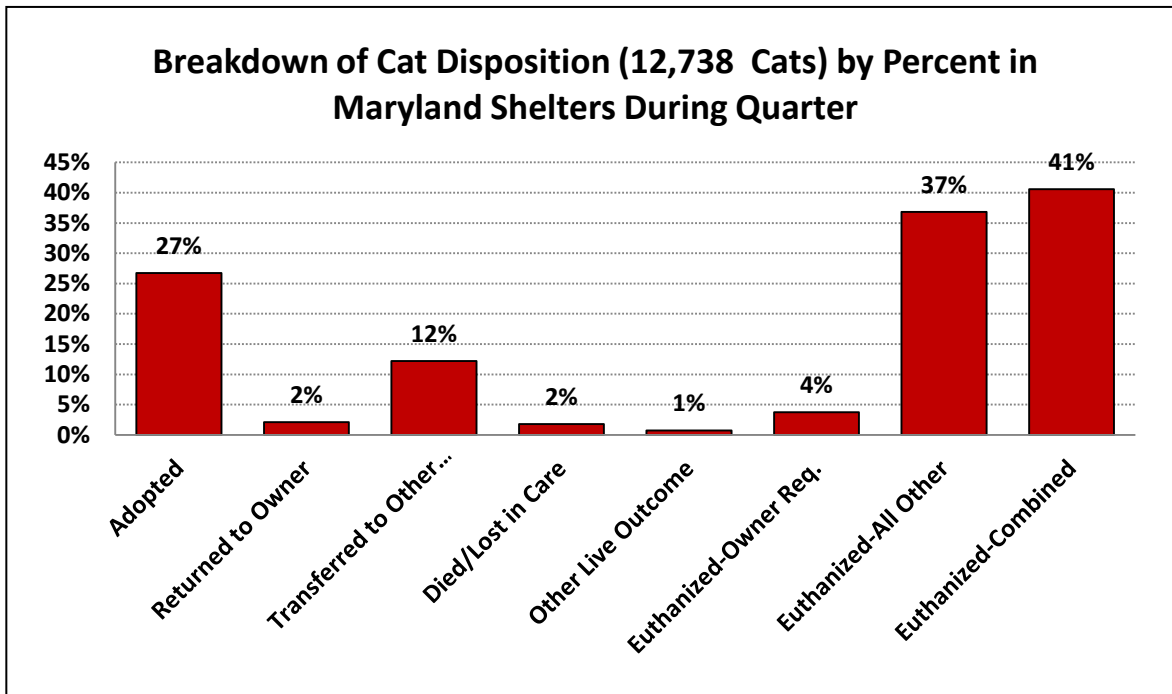
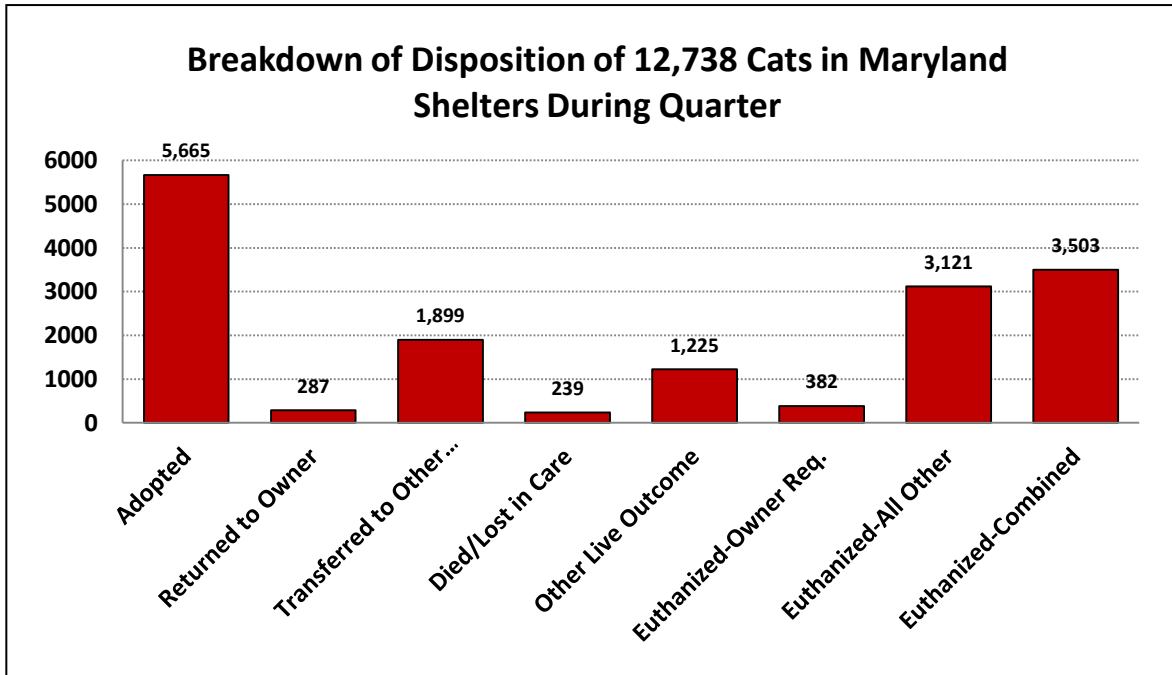


**Dog Disposition Data Summary:**





**Cat Disposition Data Summary:**



## **ATTACHMENTS**

- 1. LIST OF FACILITIES CONTACTED**
- 2. SURVEY FORM**
- 3. COVER LETTER**

**ATTACHMENT 1. LIST OF FACILITIES SENT SURVEY REQUEST AND RESPONDING WITH INFORMATION**

Facilities in italics are those not required to respond to survey according to Agriculture Article §§ 2-1602 and 2-1605, Annotated Code of Maryland but still provided data.

Allegany County Animal Shelter	
Animal Welfare League of Queen Anne’s County	
Anne Arundel County Animal Control	
Baltimore Animal Rescue and Care Shelter BARCS	
Baltimore County Animal Services	
<i>Baltimore Humane Society</i>	
A Buddy for Life- Cecil County Animal Care and Control Authority (CCACCA)	After 8 days animals are transferred from CCACCA to A buddy for Life shelter
Caroline County Humane Society, Inc.	
City of College Park Animal Control	
City of Greenbelt Animal Shelter	
Dorchester County Animal Control	
Frederick County Animal Control	
Garrett County Animal Shelter	
Harford County Animal Control	All animals are transferred to Humane Society of Harford Co.
Howard County Animal Control	
Humane Society of Carroll County, Inc.	
Humane Society of Charles County	All numbers incorporated into Tri-County Shelter data
Humane Society of Harford County	
Humane Society of Kent County	
Humane Society of Somerset County Inc	
Humane Society of Washington County	
Laurel City Police Department AC	Responded but reported no shelter facilities or data.
Montgomery County Animal Shelter	Services now provided by Montgomery County Animal Services and Adoption Center
Prince Georges County Animal Services	
Somerset County Animal Control	Does not take in cats. Cats are referred to Humane Society of Somerset Co.
<i>SPCA of Anne Arundel County</i>	
Talbot Humane	
Tri-County Animal Shelter	Services Charles, St. Mary's and Calvert Cos.
Wicomico County Humane Society	
Worcester County Animal Control	
<i>Worcester County Humane Society</i>	

**ATTACHMENT 2. COPY OF SURVEY FORM SENT TO FACILITIES**

**MARYLAND ANIMAL CONTROL SHELTER SURVEY / 1**

(Boxes will expand as you enter text)



Name of Shelter/Facility:

Address:

Name of Shelter Manager:

EMAIL:

Phone:

Name of Person completing this survey:

**Activity for Reporting Quarter: October-December, 2013**

	<b>DOGS</b>	<b>CATS</b>
A. Live Animal Count at Beginning of Qtr		
<b>LIVE INTAKE DURING QTR:</b>	0	0
B. Stray/At Large	0	0
C. Relinquished by Owner	0	0
D. Owner Requested Euthanasia	0	0
E. Transferred in from another Agency	0	0
F. Other Live Intakes (impounds, births, etc)	0	0
<b>G. TOTAL LIVE INTAKE DURING QTR</b>	0	0

**DISPOSITION DURING QTR:**

H. Adoption	0	0
I. Returned to Owner	0	0
J. Transferred to another Agency	0	0
K. Other Live Outcome	0	0
L. Died/Lost in Care	0	0
M. Euthanasia- at Owner's Request	0	0
N. Euthanasia-All other than owner request	0	0
<b>O. TOTAL DISPOSITION DURING QTR</b>	0	0
<b>P. Live Animal Count at End of QTR.</b>	0	0

1/Pursuant to section 2-1602(H) of the Agriculture Article which states: "Beginning January 14,2014, each county and municipal animal control shelter and each organization that contracts with a county or municipality for animal control shall report quarterly to the Department on a form prescribed by the Department describing for the previous 3 months: (1) The number of cats and dogs taken in; (2) The number of cats and dogs disposed of, broken down by method of disposal, including euthanasia; and (3) Any other relevant data the Department requires."

Please return completed survey by email attachment to Maryland Department of Agriculture, Marketing Department (Spay and Neuter Program), 50 Harry S Truman Parkway, Annapolis, MD 21401.

**ATTACHMENT 3. SAMPLE OF COVER LETTER SENT WITH SURVEY FORM**

January 6, 2014

«Contact»

«Agency»

«Address\_1»

«Address\_2»

«CityStateZip»

Dear «Greeting»:

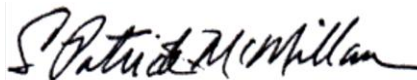
The Maryland Department of Agriculture is directed to conduct quarterly animal control shelter surveys as part of the Spay Neuter Fund (SNF) law that was established by the 2013 Maryland General Assembly. The primary purpose of the SNF is to reduce animal shelter overpopulation and associated euthanasia rates by providing grants to organizations that facilitate and promote the delivery of spay and neuter services to low income communities. The survey responses will provide base line information to help identify trends in animal shelter populations in order to evaluate the program's effectiveness.

We would appreciate your cooperation with completing and returning the attached survey by no later than Feb. 17. Please note that this first quarterly survey pertains to the period October 1 through December 31, 2013 and is related to dogs and cats only.

The Department is actively working with the Spay Neuter Fund Advisory Board to develop guidelines for the SNF grant program. We anticipate announcing the program details and soliciting grant proposals later this year. We will be sure to notify you about the program at that time should you be interested in submitting an application.

Thank you very much for giving this matter your attention. Please feel free to contact my office at 410-841-5782 if you have any questions about the attached survey or the SNF.

Sincerely,



Patrick McMillan  
Assistant Secretary