Maryland Poultry Programs





Janine M. Davenport, DVM
Assistant Chief Animal Health
Assistant State Veterinarian
Maryland Department of Agriculture
Animal Health Program- Field Services

fppt.com

Maryland Poultry Programs

- Regulations
- Voluntary and Other Programs
- Disease Response
- Biosecurity



fppt.com



Maryland.gov | Phone Directory | State Agencies | Online Services | Translate

Maryland

MARYLAND
Department of Agriculture

Enter search term

HOME | MARYLAND PRODUCTS | PLANTS/PESTS | ANIMAL HEALTH | CONSERVATION | ONLINE SERVICES | MDA JOBS

Animal Health

- Animal Health Home
- Move Animals
- Avian Influenza
- Regulations
- Laboratory
- Animal Diseases
- Fairs and Shows
- Animal Disease Traceability
- Contact Us
- Emergency Preparedness
- Spay and Neuter Program
- Veterinary News

Animal Health Program

We work to prevent and control contagious and infectious disease in Maryland livestock.

Click below for information based on animal species.

Poultry | Cattle | Horses

Swine | Small Ruminants | Other Animals

The MDA Animal Health Program prevents and controls infectious and contagious diseases in Maryland livestock and poultry with particular emphasis on those diseases that threaten public health, endanger food supplies or threaten the economic security of the animal industries.

Animal Health News:

- Notice: Antigen Shortage Changes Testing Requirements for Poultry
- Update: Maryland No Longer Accepting USDA VS-7001 Forms for Small Animals
- Poultry Testing Agent Class Registration
- First Confirmed Longhorned Tick Found in Maryland
- 2020 Fair and Show Requirements
- Reportable Animal Disease List- updated
- Order of the Secretary Concerning Importing Poultry- 2018
- Order of the Secretary Concerning Poultry Markets-2018
- RFID Policy For Maryland Fairs/Shows

Contact Us

State Veterinarian:
Dr. Michael Odian

50 Harry S. Truman Parkway
Annapolis MD 21401
410-841-5810 office
800-492-5590 toll free
410-841-5971 after hours

animalhealth.mda@maryland.gov

I want to...

- Register my poultry
- Find a poultry tester
- Get official ID for livestock
- Contact MDA Animal Health

Top FAQ

- Tagging requirements for Maryland livestock at exhibition?
- What do I need to move an animal into Maryland?
- How do I obtain Scrapie tags?
- How do I submit a tick for identification?
- Livestock Dealer License

Contact Us | Privacy | Accessibility

50 Harry S. Truman Parkway, Annapolis, MD 21401

fppt.com

Regulations Overview

Legal Authority:

- Title 9 Code of Federal Regulations, Animal and Animal Products, Parts 56, 145-147
- Maryland Agriculture Law §3,101-119, 801-805
- Title 15 Code of Maryland Regulations, Department of Agriculture, Subtitle 11, Animal Health .01-.19



fppt.com

Code of Maryland Regulations (Last Updated: December 18, 2018)
- Title 15. Department of Agriculture
  - Subtitle 11. ANIMAL HEALTH

Subtitle 11. ANIMAL HEALTH

Chapter 15.11.01. Health Requirements Governing Admission of Livestock and Poultry into Maryland

Chapter 15.11.02. Eradicating Brucellosis in Cattle in Maryland

Chapter 15.11.03. Health Requirements for Cattle Passing through Public Stockyards, Public Sales and Livestock Dealers, and Farm to

Chapter 15.11.04. Prohibiting Living Hog Cholera Virus Vaccine in Maryland [Repealed]

Chapter 15.11.05. Swine Imported into Maryland

Chapter 15.11.06. Swine Herd Validation for Brucellosis and Validated-free Areas in Maryland

Chapter 15.11.07. Control, Eradication, or Both, of Infectious Diseases of Swine

Chapter 15.11.08. Eradication of Hog Cholera [Repealed]

Chapter 15.11.09. Eradication of Tuberculosis in Swine

Chapter 15.11.10. Eradication of Sheep Scabies in Maryland [Repealed]

Chapter 15.11.11. Salmonellosis of Poultry

Chapter 15.11.12. Equine Infectious Anemia

Chapter 15.11.13. License Required to Feed Garbage to Swine When is Heat-Treated at its Source

Chapter 15.11.14. Requirements for Livestock or Animal Exhibitions

Chapter 15.11.15. The Control and Eradication of Pseudorabies in Swine and Other Livestock Within Maryland

Chapter 15.11.16. Animals Whose Importation, Sale, or Possession are Prohibited or Restricted in Maryland

Chapter 15.11.17. Humane Treatment of Livestock, Including 3-D Livestock, at Auction Markets



fppt.com

STATE OF MARYLAND

MARYLAND DEPARTMENT OF AGRICULTURE

ORDER OF:	*	**ORDER# AH 01-2020**
THE SECRETARY OFAGRICULTURE	*	**AUTHORITY: Agriculture Article, §§ 3-101 *et seq.*,**
TO PREVENT THE SPREAD OF ANIMAL DISEASES IN THIS STATE	*	**Annotated Code of Maryland**
	*	**EFFECTIVE DATE: 1/6/2020**

* * * * * * * * * * * *

ORDER OF THE SECRETARY GOVERNING THE MOVEMENT OF POULTRY AND HATCHING EGGS INTO MARYLAND, AND IMPLEMENTING MINIMUM BIOSECURITY REQUIREMENTS

WHEREAS, Maryland poultry growers and owners could now experience significant economic losses from Avian Influenza, a contagious and infectious disease,

WHEREAS, in the past, Avian Influenza outbreak eradication efforts and indemnity payments have been costly to the federal government and to the State of Maryland,

WHEREAS, another serious outbreak of Avian Influenza could threaten the future of the Maryland poultry industry,

WHEREAS, there has been an outbreak of Avian Influenza in certain other states and within Maryland, which has resulted in the destruction of flocks in those states,

WHEREAS, to protect the health of poultry in this State, the Secretary of Agriculture has determined that it is necessary to take prompt action pertaining to the importation of hatching eggs and other poultry into this State, and

WHEREAS, the Secretary has determined that there is a need to amend the requirements of Order #05-2018, due to the continuing threat of an Avian Influenza outbreak by protecting against new emerging strains of Avian Influenza entering this State.

STATE OF MARYLAND

MARYLAND DEPARTMENT OF AGRICULTURE

ORDER OF:	*	ORDER# A H 02-2020
THE SECRETARY OF AGRICULTURE	*	AUTHORITY: Agriculture Article, §§ 3-101 *et seq*,
TO PREVENT THE SPREAD OF ANIMAL DISEASES IN THIS STATE	*	Annotated Code of Maryland
	*	EFFECTIVE DATE: 1/6/2020

* * * * * * * * * * * *

ORDER OF THE SECRETARY GOVERNING AUCTION MARKETS, LIVE BIRD MARKETS AND OTHER MARKETS WHERE POULTRY BROUGHT FOR EXHIBITION OR SALE

WHEREAS, Avian Influenza is a contagious and infectious animal disease that can devastate the economically important Maryland poultry industry,

WHEREAS, there has been an outbreak of Avian Influenza in certain other states, which has resulted in the destruction of flocks in those states,

WHEREAS, the movement and commingling of poultry for any purpose within, into, and out of the State poses a high risk of disease spread,

WHEREAS, a process for tracing the movement of birds to sites of commingling for sale and subsequent dispersal is needed, and

WHEREAS the Secretary has determined that there is a need to extend the requirements of Order # 04-2018 due to the continuing threat of an Avian Influenza outbreak that now involves new strains of Avian Influenza in our poultry markets.

NOW THEREFORE pursuant to Agriculture Article, §§ 3-101 *et seq*., Annotated Code of Maryland, the Secretary of the Maryland Department of Agriculture ("MDA"), on this 6th day of January, 2020, having found cause to extend Order # 04-2018 (that wasissued on September 1, 2018) for an additional six months, hereby Orders:



fppt.com

Maryland Department of Agriculture

2020 Maryland Animal Health Fair and Show Requirem

Ref: COMAR 15.11.14.06

MDA Website: http://mda.maryland.gov/AnimalHealth/Pages/default.aspx

Effective: January 1, 2020

Order 01-2020: Order of the Secretary Governing the Movement of Poultry and Hatching e Maryland, and Implementing Certain Biosecurity Requirements

Order 02-2020: Order of the Secretary Governing Auction Markets, Live Bird Markets and Other M Where Poultry Is Brought For Exhibition or Sale

The Maryland Department of Agriculture's (MDA), Animal Health Program strives to sa Maryland's animal industries at our fairs and shows. With an increased potential of transmission occurring when large numbers of animals gather for exhibition, MDA has s requirements for exhibitors to follow at Maryland fairs and shows. As an exhibitor, you c reduce the potential risk of introduction and spread of infectious and/or contagious dise following the species-specific health requirements below.

IMPORTANT 2020 ANIMAL HEALTH REQUIREMENTS TO MENTI

1. **CERTIFICATES OF VETERINARY INSPECTION (CVI)-**
   - **The accredited veterinarian is required to send the original (white and canary copies to MDA Headquarters within 7 days of completion,**
2. **LIVESTOCK-**
   - **All cattle and swine must have an EID (electronic identification) or RFID (ra frequency identification) 840 tag. Cattle and swine with Non- electronic ID ta be dismissed on entry.**
   - **All Sheep and Goats must have Scrapie Identification in the form of an officia Scrapie Identification tag, or legible and healed tattoo containing identificatio breed registration paperwork**
   - **Livestock petting zoos and pony rides will be allowed with proper CVI, indic Rabies vaccination status, and self-certification documents.**
3. **POULTRY-AI TESTING**
   - **All poultry will require testing of birds within 21 days prior to the exhibition, originate from an NPIP H5/H7 monitored flock.**

Maryland Law provides penalties for violations of Animal Health Law and Regula LIVESTOCK AND POULTRY FAILING TO MEET COMPLETE DOCUMENTA OF ALL REQUIREMENTS WILL BE DENIED ENTRY OR REMOVED FROM EXHIBITION -"REJECTED." SEE ANIMAL REJECTION POLICY UNDE GENERAL REQUIREMENTS FOR EXHIBITORS.

OFFICE OF THE STATE VETERINARIAN *www.mda.maryland.gov*

Animal Health Program *50 Harry S. Truman Parkway* *Annapolis, Maryland 21401*

2019 SMALL AND OTHER POULTRY MARKET POLICY

Effective: January 1, 2019

Authority: Agriculture §3-101 *et seq.*,
Code of Maryland Regulations (COMAR) Title 15 Subtitle 11 Chapter 11,
Salmonellosis of Poultry

Order 06-2018: Order of the Secretary
Governing Auction Markets, Live Bird Markets and Other Markets Where Poultry Is Brought for Exhibition or Sale

WHAT IS A SMALL OR OTHER POULTRY MARKET and WHO DOES THIS POLICY APPLY TO?

In Maryland, a poultry market that is not a USDA approved auction market facility or live bird market is defined as an "other market". "Other Market" means a place to purchase, sell, or barter poultry or their hatching eggs including but not limited to farmers' markets, flea markets, swap meets, botanicas and internet web-sites. This policy is a summary of applicable laws and regulations and is provided for ease of reference. The policy requirements apply to the operators of markets, which is the person who organizes the market event, and the vendors that participate in a market.

OPERATOR NOTIFICATION REQUIREMENTS:

1. Persons holding or sponsoring a small or other market in Maryland, such as but not limited to: farmers market, flea market or poultry swap meet open to the general public shall notify the Maryland Department of Agriculture, Animal Health Program in writing, providing the name, place, and inclusive dates and hours of the event at least 30 days before the event.

2. Notification can be made by phone, fax, email or letter to:
   Maryland Department of Agriculture
   Animal Health Program
   50 Harry S. Truman Parkway
   Annapolis Maryland 21401
   Phone: 410-841-5810
   Fax: 410-841-5999
   Email: animalhealth.mda@maryland.gov

2019 REQUIRMENTS for VENDORS:

1. **ALL VENDORS IN STATE OR OUT OF STATE MUST OBTAIN AND POSSESS A MARYLAND PERMIT TO SELL POULTRY ID NUMBER (COMAR 15.11.11.04).**
2. **FOR OUT OF STATE VENDORS, THE AVIAN INFLUENZA TESTING ENTRY REQUIREMENT HAS CHANGED FROM 10 DAYS TO 21 DAYS PRIOR TO ENTRY**
3. **ALL REQUIRED DOCUMENTATION MUST BE MADE AVAILABLE TO ANIMAL HEALTH OFFICIALS AT THE TIME OF SALE OR FACE REMOVAL FROM THE PLACE OF SALE.**



fppt.com

Animal Health Rules

- Poultry Premise Registration
  - Mandatory in Maryland
  - Most are already registered
  - No cost
  - Participants in the MDA poultry slaughter program will be automatically registered
- Garbage Feeding restrictions



fppt.com

Garbage Feeding

- Garbage ➔ Any product containing any part of a carcass, meat or tissue from a livestock or poultry species (including feathers, hides etc) OR any product comingled with livestock or poultry carcasses, products or tissue.
- Bottom line: Can't feed waste from any slaughter process to livestock or poultry without a permit from MDA
- Call 410-841-5810 if you have any questions or for a permit



fppt.com

Permit Regulations



- Annual renewal
- All sellers and distributers required to apply
- Requirements for sanitation, recordkeeping
- Inspections authorized
- New applicants: all inspected
- First anniversary: Inspection and records review
- Second anniversary and on: Random checks and problem locations



fppt.com

Permits to Sell Live Poultry, Hatching Eggs or to Operate a Hatchery

- Title 15 Code of Maryland Regulations 11.11.04
- Requires NPIP participation or equivalent program.
- Equivalent program > NPIP





fppt.com

Voluntary & Other Programs Overview



- **MD National Poultry Improvement Plan (NPIP)**

  Program Administrator Barb Kunie

- **MD Permits to Sell Live Poultry, Hatching Eggs or Operate A Hatchery**

  Program Administrator Barb Kunie

- **MD Authorized Poultry Testing Agents**

  Program Administrator Melissa Foster



fppt.com

Types of NPIP Participants

- Hatcheries
- Dealers
- Independent Flocks



fppt.com

How to Participate

- Signed agreement with the Official State Agency
- Regular Testing
- Documentation of purchases, sales and distributions
- Sanitation and Biosecurity
- Inspection and Auditing





fppt.com

NPIP Review

NPIP for Breeding Flocks (145):

- B and C: Multiplier Chicken Egg and Meat Type
- D*: Turkeys
- E: Hobbyist, Exhibition Waterfowl, Exhibition Poultry and Game Birds
- F: Ratites
- G* and H: Primary Chicken egg and meat type flocks
- I*: Meat Type Waterfowl

  * No participants in MD



fppt.com

Examples of NPIP Disease Programs

- U.S. Pullorum Typhoid Clean - The only required disease program for 145 NPIP participants.
- U.S. M. Gallisepticum Clean
- U.S. S. Enteritidis Clean
- U.S. M. Synoviae Clean
- U. S. Avian Influenza Clean
- U.S. Salmonella Enteritidis Monitored
- U. S. H5/H7 Avian Influenza Clean





fppt.com

Disease Response Overview



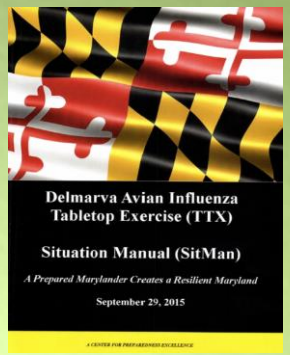







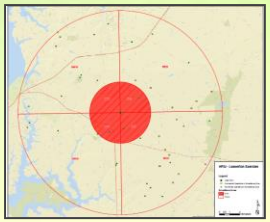

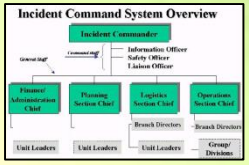



















fppt.com





fppt.com

In Case of High Path Avian Influenza:

Break Glass……

If your farm becomes affected by the disease or is located within a 10 mile radius of an infected poultry premise, there are testing, documents and information that will be requested to quickly process your farm and expedite the removal of your premise from quarantined status.

During the recent 2014 -2015 outbreaks, the federal government provided indemnity funds to western and mid-western U.S. farmers affected by HPAI. The government does not provide the finished or emotional value of your birds, however, it does provide a fair estimate as agreed to by federally certified appraisers. The more accurate and complete your documents and receipts, the quicker your MDA/USDA case manager can help restore your farm operations back to normal. **USDA only pays for living animals.** Call MDA promptly if you have sick birds. (410)-841-5810

Retain, secure, collate and have accessible the following information:

- Current live animal poultry receipts
- Current flock information including the inventory by house/barn (species, breed, age, sex, production stage, number molted, number of days post-molt, number of days in lay, number of eggs.)
- Who will handle the following tasks (poultry owner, farm owner, farm/poultry owner, contractor, USDA VS (NVS) paid contractor, etc.):
  - Euthanize birds and by what method;
  - Remove dead birds from the building;
  - Disposal of dead birds by burial, incineration, transport in bio-bags or sealed containers to landfill;
  - Remove manure/litter from the building;
  - Disposal of manure and litter from the farm (composted on site, filled bio-bags-removed by transport to landfill);
  - Cleaning and disinfection of premises and conveyances;
  - Removal and disposal of material that cannot be cleaned and disinfected.

By increasing the biosecurity, safety and sanitation practices on your farm and helping your neighbor do the same helps all of Maryland to "stamp out" the Foreign Animal Disease known as Highly Pathogenic Avian Influenza (HPAI)

If you have questions regarding poultry or animal health, contact the Maryland Department of Agriculture 410-841-5810. After-hours phone number: 410-841-5971.



fppt.com

Reports

- Laboratory will report back to:
  - The Customer
    - Always, with the diagnostic finding
  - The State Veterinarian
    - In cases of suspected reportable animal diseases
    - In cases of suspected diseases of public health importance
  - The MDA Food Quality Assurance Program
    - In cases of suspected diseases of public health importance



fppt.com

Biosecurity Overview























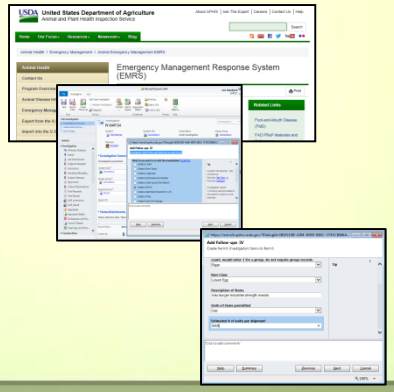









fppt.com

Biosecurity Checklists

USDA

United States Department of Agriculture

HPAI Biosecurity Checklist ☑

If we hope to control the spread and eventually eradicate this HPAI virus, all segments of the industry will need to follow comprehensive and stringent biosecurity practices on an ongoing basis. The steps listed below are a sound start.

Premises

- ☐ A comprehensive biosecurity plan has been implemented and shared with all employees.
- ☐ Signs warning people not to enter the farm or any of its buildings because of disease control (No Admittance—Biosecurity Zone) are posted at all entrances.
- ☐ External entrances to poultry houses are kept locked during nonbusiness hours.
- ☐ Houses are bird-proofed against wild or free-flying birds.
- ☐ Procedures are in place to prevent the accidental entrance of wildlife and to remove them from poultry houses and other areas should they gain entrance.
- ☐ Backyard poultry are prohibited from the premises.
- ☐ Dogs and cats are not allowed in chicken houses and egg processing areas.
- ☐ Feed bins are secured to prevent contamination by wild birds or rodents, and spilled feed is cleaned up promptly to prevent attracting wild birds and rodents.
- ☐ Water is drawn from secure sources that can not be accessed by free-flying birds or rodents.

Equipment

- ☐ Footwear disinfection stations, site-provided footwear, or site-provided foot covers are available outside all external entrances. If footbaths are used, they must be changed at least daily or more often if the footbath collects dirt, egg contents, or manure.
- ☐ Hand washing or hand-sanitizing stations are available at entrances.
- ☐ Equipment and tools brought to the farm are thoroughly cleaned and disinfected prior to use.
- ☐ Chicken transport equipment (carts, loaders, ramps) is cleaned and disinfected prior to use.
- ☐ For egg-laying facilities, only clean, sanitized, and disinfected plastic egg flats or new disposable egg flats are allowed on the premises.
- ☐ Cleaned and disinfected equipment is held under conditions that prevent exposure to wild birds.

Personnel

- ☐ Everyone is required to clean and disinfect their footwear or wear site-provided footwear or footwear covers prior to entering chicken houses, processing areas, and office areas.
- ☐ Everyone is required to wash/sanitize their hands before entering and after leaving poultry houses and processing areas.
- ☐ Employees receive biosecurity training when hired, and annually after that. Records of biosecurity training should be kept up to date.
- ☐ Farm policy requires that employees do not own other birds—including pet birds, domestic chickens, fighting chickens, ducks, geese, waterfowl, exotic birds, quail, partridge, or pheasants.
- ☐ Employees sign a document when hired and during annual biosecurity training sessions stating that they will avoid contact with other birds not owned by the business. Employees should not be shared between operations.
- ☐ In the event that contact is made with other birds, employees agree that they will comply with a 2-day waiting period prior to any entry into any portion of the farm to include the barns, processing plant, and office.
- ☐ Farm policy prohibits exposure to equipment from other farms that has not been washed and disinfected.
- ☐ Farm policy requires personnel who have visited a rendering plant to shower and change clothes before entering the farm or any of its buildings.
- ☐ Spent hen removal crews are prohibited from entering other chicken houses or egg processing areas.

Visitors

- ☐ Visitors do not enter chicken houses unless absolutely necessary.
- ☐ Visitors Logbook records the (a) visitor's name, (b) company, (c) time of entry, (d) statement confirming no contact with premises containing birds or rendering activities during the preceding 2 days, (e) time of leaving, and (f) a contact telephone number.
- ☐ Visitors and contractors who have had contact with birds during the preceding 2 days are prohibited from entering chicken houses or egg processing areas.
- ☐ Clean coveralls (or disposable suits), disinfected boots (or shoe covers), and helmets are available and required for visitors and contractors to wear before entering barns, egg processing areas, or

Vehicles

- ☐ All vehicles that have traveled to a location where other birds are present—even the feed store—are cleaned and disinfected before entering the premises.
- ☐ If drivers are required to make multiple stops at more than one individual farm in any given day, they are prohibited from entering chicken houses or egg processing areas.
- ☐ Farm policy requires cleaning and disinfection of vehicles and containers from a rendering plant before they enter an egg layer premises.
- ☐ Manure trucks never go from one poultry farm to another on the same day. However, if required, the manure trucks must be washed with detergent and disinfected prior to arrival at the next farm.

BIRD & RODENT CONTROL MEASURES

the Center for Food Security & Public Health
IOWA STATE UNIVERSITY

Disease causing organisms can be carried on the fur, feathers or feet of some animals. Birds and rodents can spread diseases for a short time and distance and can also contaminate feed and water sources with their urine and/or feces. Control programs should be implemented to minimize their numbers and the risk of disease spread on your farm.

- **Eliminate openings for rodents or birds to enter, especially feed storage or processing areas.**
  - Seal any opening greater than ¼ to ½ inch with a durable material such as steel wool packed tightly into openings.
  - Use materials that cannot be easily gnawed or pecked through such as concrete, sheet metal, wire mesh, aluminum or brick. Plastic sheeting, wood, rubber will not be adequate.
  - Check openings around augers, pipes and wires. Use mortar, masonry or metal collars in these areas.
  - Doors, windows and screens should fit tightly. The distance between the bottom of the door and threshold should not exceed ¼ inch.
  - Drainage pipes or sewage systems may be used by rodents as routes to enter buildings. Equip floor drains with metal grates (openings less than ¼").
- **Remove potential hiding, resting and nesting sites.**
  - Equipment (e.g., refrigerators, powerwashers, etc.) should be raised and easily movable to allow for easy cleaning behind and underneath them.
  - Sacked feed should be stacked on pallets with adequate space around and under them to allow easy inspection for signs of rodent activity and trap or bait placement.
  - Rats can burrow and nest under feed bunks placed directly on the ground. Use of a concrete base around feed bunks can eliminate habitat.
  - Maintain the water level in livestock waterers so it is deep enough that birds cannot stand in it.
  - Hanging strips of heavy plastic vertically in doorways of buildings will allow machinery and people to pass through but keeps birds out. This will not prevent rodent entry.
  - Cover the undersides of rafters with netting to exclude birds from nesting sites.
- **Eliminate potential food sources.**
  - Store feed in well sealed containers (preferably metal with tight fitting lids).
  - Use covered feeders that exclude birds.
  - Clean up any spilled feed immediately.
- **Proper disposal of garbage and dead animals is a very important part of rodent control.**
- **Establish a rodent barrier around buildings.**
  - A 3 foot wide weed free area with a gravel rock perimeter can be used to prevent weed growth and discourage rodents from burrowing.
  - Gravel (at least 1 inch diameter) should be placed in a band at least 3 foot wide and 6 inches deep.
- **Trapping is an effective way to control rodents.**
  - Proper placement of traps and baits is important. Set traps close to walls, behind objects, in dark corners, in places where rodent activity is evident.
  - Use talc or flour patches to track where rodents are active.
- **Baiting may be used to control rodents.**
  - When using rodenticide baits, first read the label carefully and fully follow the directions.
  - Use the amount of bait indicated on the package. Requirements differ between products.
  - Protect baits from the weather.
  - Be sure baits are not accessible to children, farm or domestic animals and birds.
  - Inspect baits regularly. Check often for dead rodents and burn or bury those you find.
- **Other control measures are available, but beyond the scope of this document. Contact a wildlife pest control operator in your state for further assistance.**
- **Check local legislation for allowable bird control measures. Many birds are protected by state and/or federal law.**

For More Information

Pierce RA. Bait Stations for Controlling Rats and Mice. University of Missouri Extension. http://muextension.missouri.edu/explore/agguides/wildlife/g09444.htm.

Brittingham MC, Falker ST. Controlling birds around farm buildings. Pennsylvania State University Extension. http://pubs.cas.psu.edu/FreePubs/pdfs/uh126.pdf.

Sae T. Controlling rodents. North Carolina State University Extension. https://www.thepigsite.com/Featured Article/Default.aspt?Display=1015.

Baker RO, Bodman GR, Timm RM. Rodent- proof construction and exclusion methods. University of Nebraska. http://www.cas.ncsu.edu/nrsos/wild/pdf/wildlife/RODENT_PROOF_CONSTRUCT.PDF.

general_bird_rodent_control_measures





fppt.com

Questions???





fppt.com

Janine M. Davenport, DVM
Assistant Chief Animal Health
Assistant State Veterinarian
Maryland Department of Agriculture
Animal Health Program- Field Services

50 Harry S. Truman Parkway
Annapolis, MD 21401
Office: 410-841-5810
Fax: 410-841-5999
Email: janine.davenport@maryland.gov



fppt.com