



Analyses of Quarterly Survey Data from Animal Control Shelters/Animal Care Facilities in Maryland

Fourth Quarter 2017: October 1 to December 31

FINAL

1/31/2018

Maryland Department of Agriculture

Jane Mallory, Program Coordinator, Agency Grants Specialist

Maryland Department of Agriculture
Spay and Neuter Program
Fourth Quarter 2017 Survey Analyses
(October 1-December 31, 2017)

As required by Agriculture Article §§ 2-1602 and 2-1605, Annotated Code of Maryland the fourth quarterly Animal Control Shelter/Animal Care Facilities survey for 2017 was conducted by Maryland Department of Agriculture (MDA) for the period of October 1, 2017 to December 31, 2017. The survey information requested included the total intake of dogs and cats during the quarter and a summary of the agencies' disposition of the animals.

Survey requests were sent to all facilities that reported in the previous quarters. (See Attachment 1 for list of Facilities).

Category Descriptions

To fully understand the following data it is important to understand the definitions of the data categories for which the facilities were asked to report. The following describes the categories in further detail and how these are interpreted by the facilities.

“Managed in Shelters” or *“Under Care”* is the number of animals under the facility's care during the quarter. This is a combination of the *“Live Animal Count”* at the start of the quarter and *“Intake”*. Included here are Stray and At Large animals, relinquished by owner, surrendered by owners requesting euthanasia, transferred from another agency, and other live intakes (which include impounds, births, animals placed in foster care, brought in by trap/neuter/return activities, etc).

“Live animal count” is the number of animals in the facility at the beginning and end of the specified period. It should be noted that this number changes minute to minute (every time an animal comes and goes in the shelter), so the end of one quarter will not necessarily be the same as the beginning of the next quarter.

“Intake” refers to those animals coming into the facility during the specified time period. This includes animals surrendered by owners that do not want to keep the animal, or request the animal be euthanized, strays (many consisting of newly born litters), feral animals brought into the facility by citizens or animal control officers, and animals transferred from another agency, facility, or coalition that do not have all the necessary capabilities. Other live intakes may include animals taken in but put into a foster care program outside of the facility. Fostered animals while not housed in the facility are still considered the facility's responsibility and so are

included in the Live Animal Count. Intake can also include impounded animals for various reasons (death of owner, owner incarcerated, owner hospitalized, etc.).

“*Disposition*” refers how an animal leaves the care of the shelter during the specified time period. This includes adopted out, returned to owner, transferred to another agency or facility, died/lost in care, and euthanized. This figure does not include those animals left in the facility’s care at the end of the quarter.

“*Relinquished by owner*” refers to animals surrendered to a facility by the person who had custody of the animal for more than 72 hours no longer wants the animal for whatever the reason. Reasons are wide-ranging but most frequently include behavioral problems, no longer want or can keep a pet, moving, or the surrender is an unwanted litter.

“*Died/Lost in Care*” represents animals that come in severely sick or injured (such as hit by car) and die shortly after arrival despite what the medical team (including a veterinarian) may have attempted in order to save its life. This category also includes neonatal kittens and puppies that are taken in all year long, with or without a mother. The percent that survive is very small, especially bottle babies.

“*Owner requested and all other euthanasia*” represents the animals that had to be put down for a variety of reasons. Although shelters intake information records the number of owner requesting euthanasia, many facilities will not euthanize a surrendered animal if it has been evaluated by the staff and medical team to be sound, treatable, rehabilitatable, and adoptable. Owner requested euthanasia also covers those instances that the health of the animal is dire and untreatable and humane euthanasia is the only option available to the owner.

Other reasons for euthanasia include severe behavioral problems that prevent adoption, poor and untreatable medical conditions, legal or court-ordered, and not adopted in the allotted time. It should also be noted that facilities that do carry out euthanasia often are the recipients of animals that have, for whatever reason, been turned away from no-kill shelters.

RESULTS

Of the 30 facilities that were sent the survey request, 26 facilities were required to report. In addition, several private shelters reported either voluntarily or as a condition of receiving funds from the Maryland Spay and Neuter Grants Program. Twenty nine facilities provided data. Somerset County Animal Control failed to report data for this quarter.

The following is a breakdown of the data compiled from the responses from the survey received back to MDA.

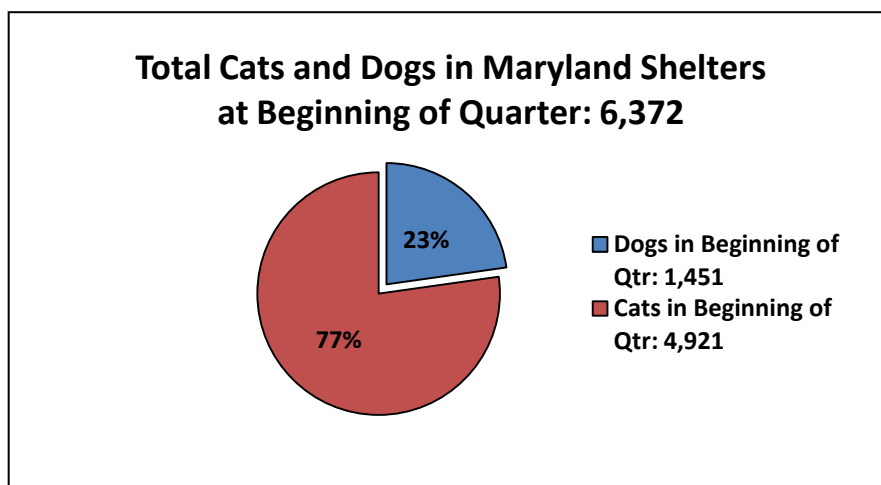
Results Synopsis:

- Number of facilities contacted 30;

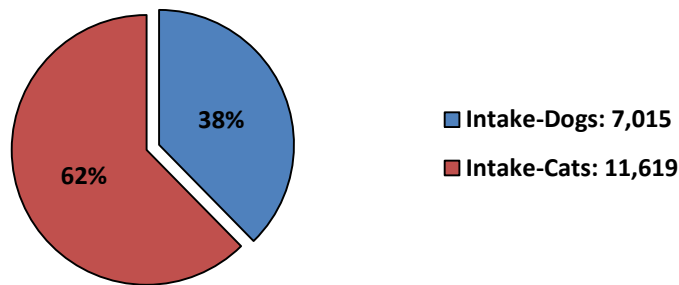
- Number of facilities responding: 29;
- Total of all dogs and cats in facilities state-wide **at the beginning of the quarter**: 6,372;
- **Total intake of all dogs and cats** to responding shelters during the quarter: 18,634;
- **Total all dogs and cats under the care** (beginning of quarter total plus intake during quarter) of responding shelters during quarter: 25,006 (8,466 (34%) dogs and 16,540 (66%) cats);
- **Total disposition of all dogs and cats** (does not include remaining in shelter at the end of the quarter) in responding shelters during quarter: 20,019;
- **Total of all dogs and cats remaining** in responding shelters at the end of the quarter: 3,778 (1,200 dogs and 2,578 cats);
- Total of **all dogs and cats euthanized** in responding shelters during this quarter: 4,348 (1,408 (32%) dogs and 2,940 (67%) cats);
- Percent of **all dogs and cats under shelter care** (under shelter care = beginning count plus total intake) by responding shelters **euthanized** during the quarter: 22%
- Of euthanized animals, 68% were cats and 32% were dogs.
- Total number of **dogs under the care** of responding shelters during quarter (number at beginning of quarter plus intake during quarter): 8,466;
- Percent of **euthanized dogs from the total dogs** in shelter care: 17%;
- Total of all **cats under the care** of responding shelters during quarter (number at beginning of quarter plus intake during quarter): 16,540; and
- Percent of euthanized cats from the total cats in shelter care: 18%.

Data Summaries

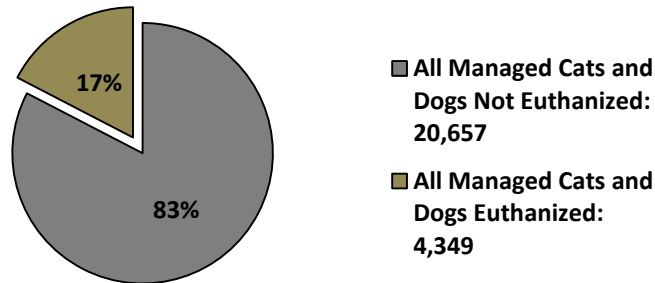
The following charts and graphs depict the data on dogs and cats under the care of Maryland shelters that responded to the survey request for the fourth quarter of 2017 (October-December 2017).



Total Intake of Cats and Dogs to Maryland Shelters during Quarter: 18,634

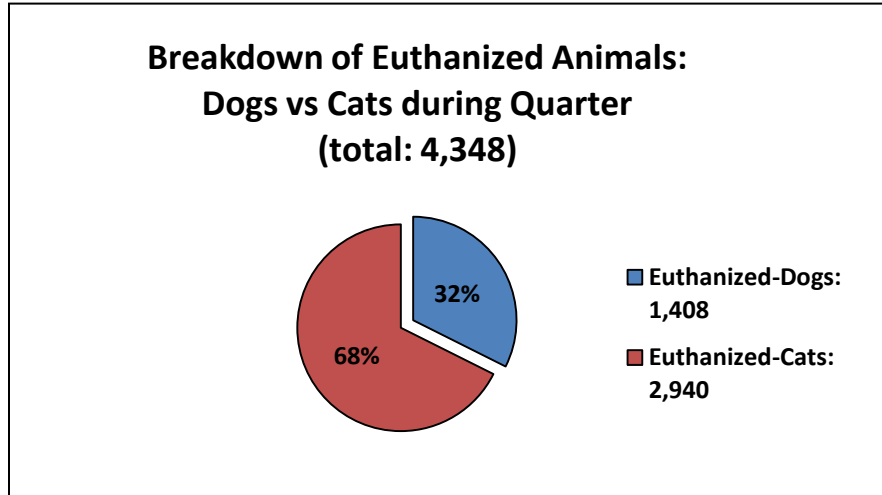


Outcome of the 25,006 Cats and Dogs in Maryland Shelters during Quarter

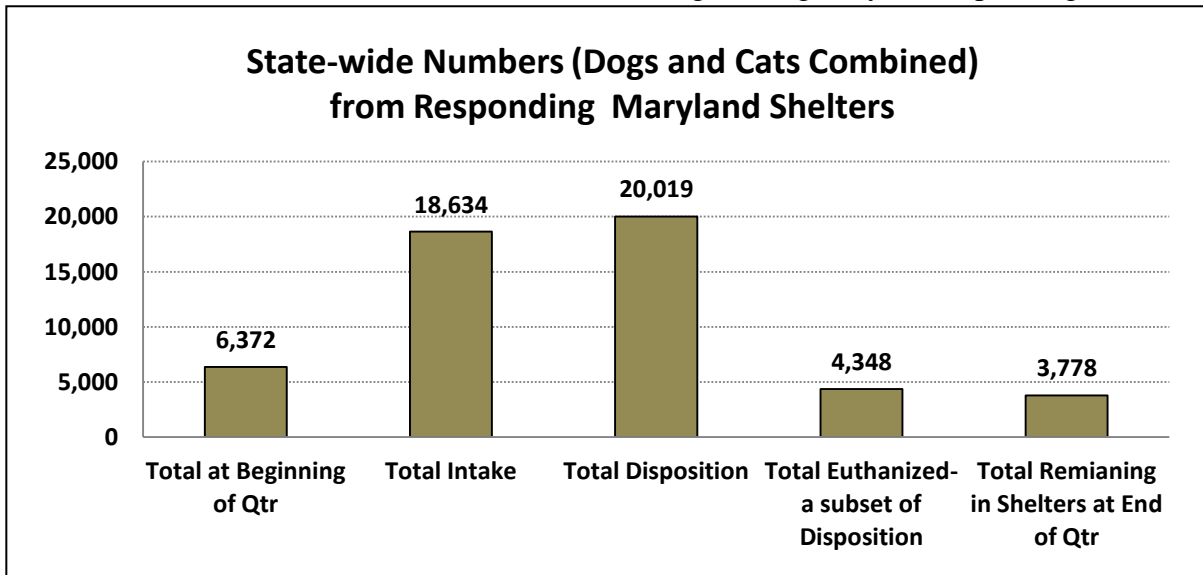


During the fourth quarter of 2017, 25,006 dogs and cats were under the care of reporting shelters. Of these animals, 20,019 were returned to owner, adopted, transferred to another facility, died/lost in care, or euthanized (=Disposition), with 3,778 remaining in shelter care at the end of fourth quarter. As depicted in the above chart, 17% of the managed animals were attributed to euthanasia, both owner requested and required by the shelters for various reasons.

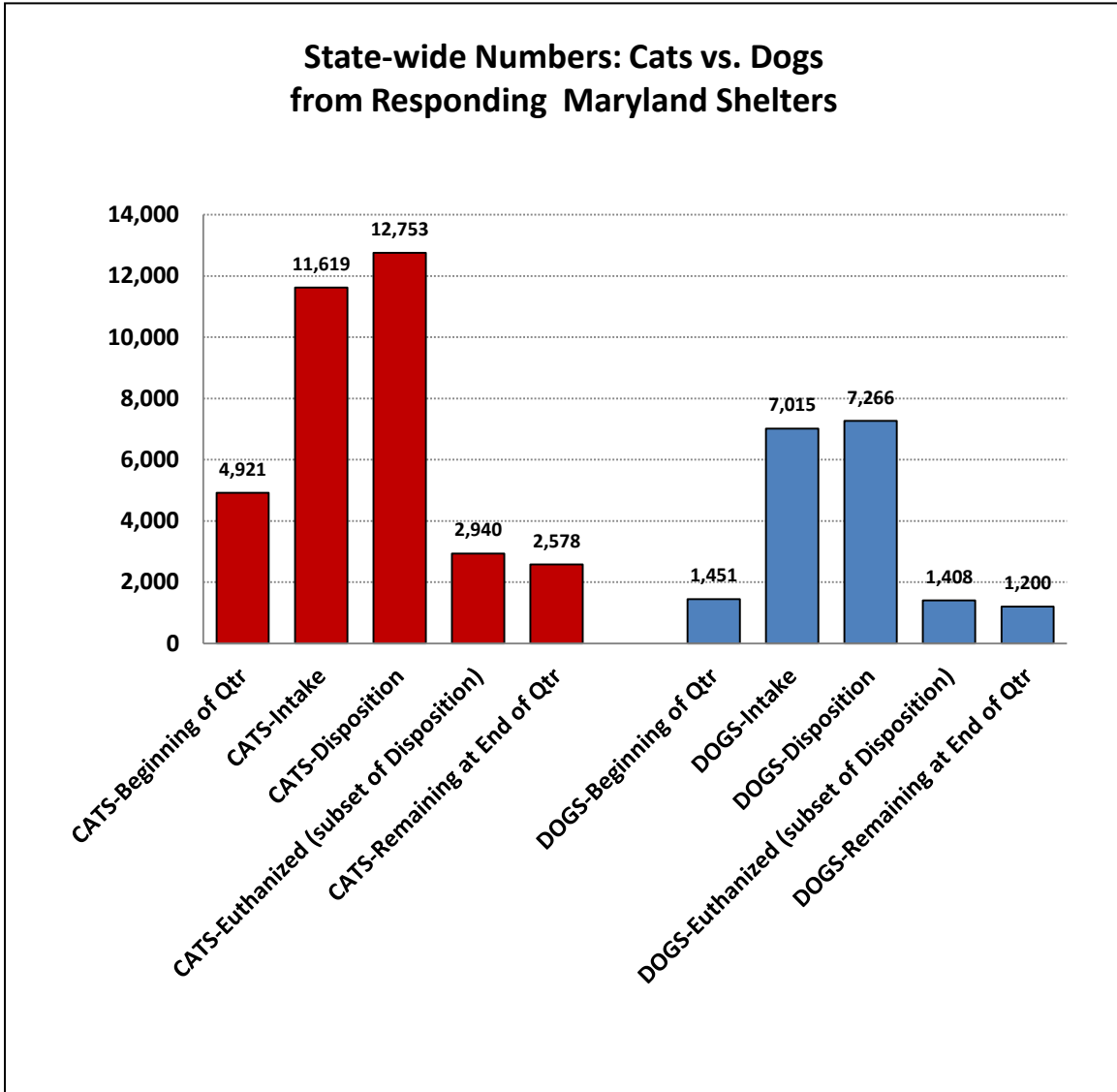
During this quarter, a total of 4,348 cats and dogs were euthanized in responding Maryland shelters. As illustrated in the chart below, of the euthanized animals, 32% were dogs (1,408) and 68% were cats (2,940).



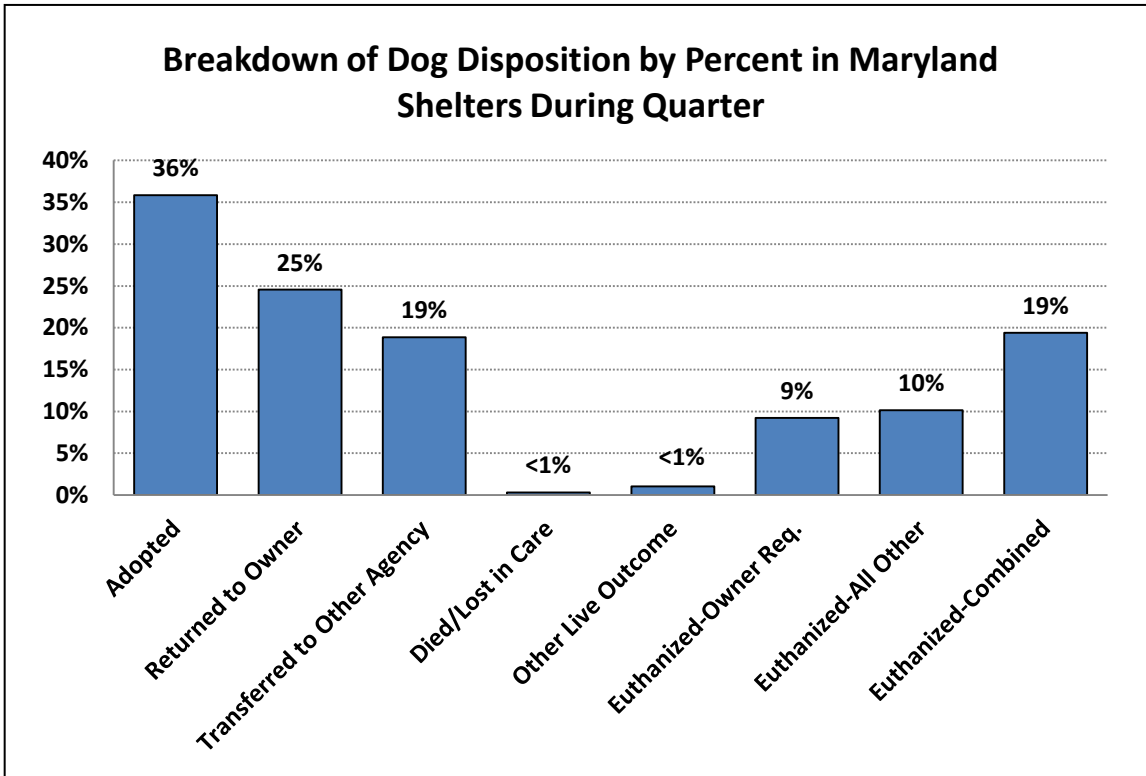
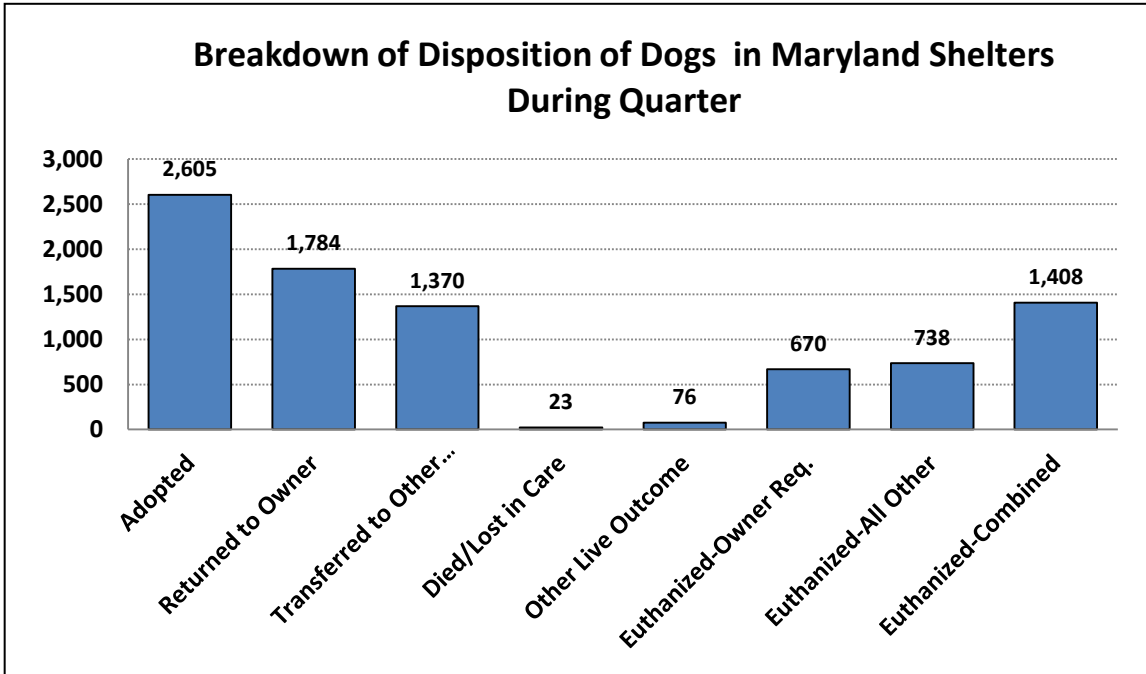
The chart below summarizes the data for all cats and dogs managed by the responding shelters.



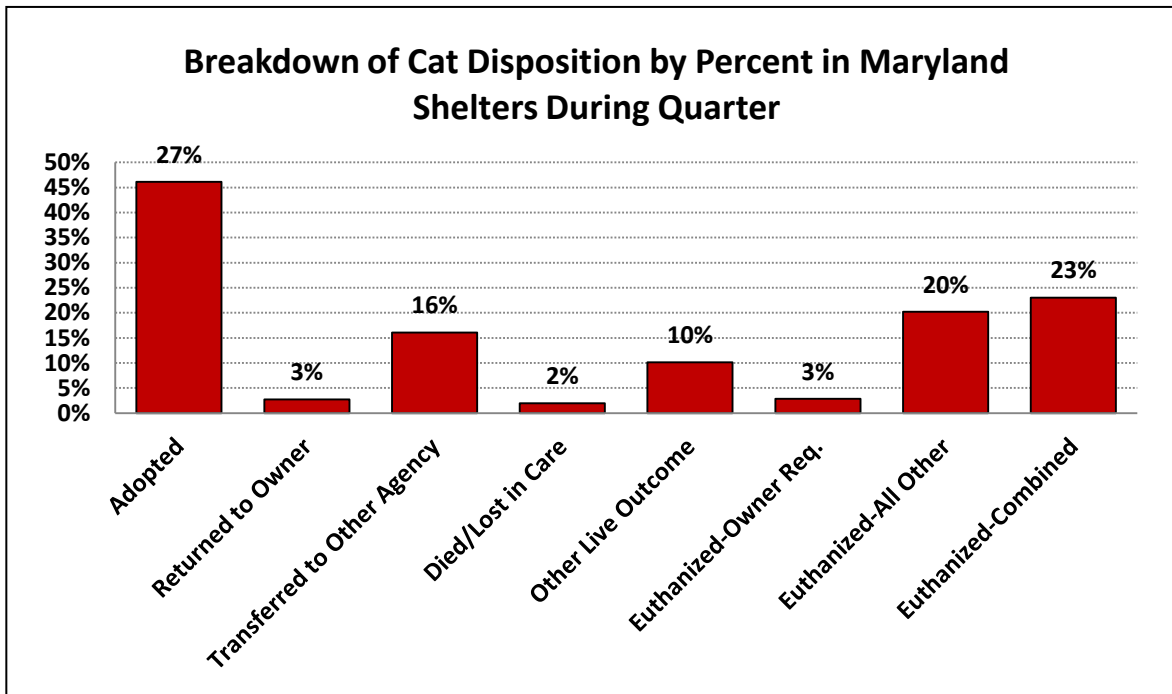
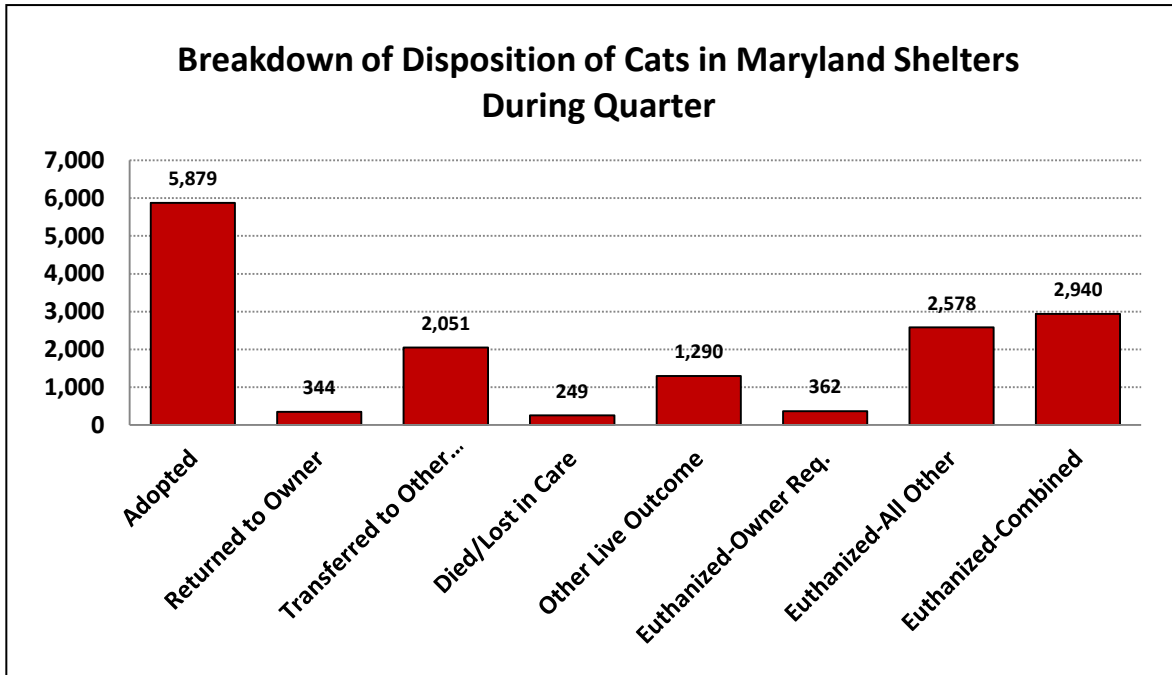
The chart below provides a side-by-side comparison of the data for cats and dogs from the responding shelters for this quarter.



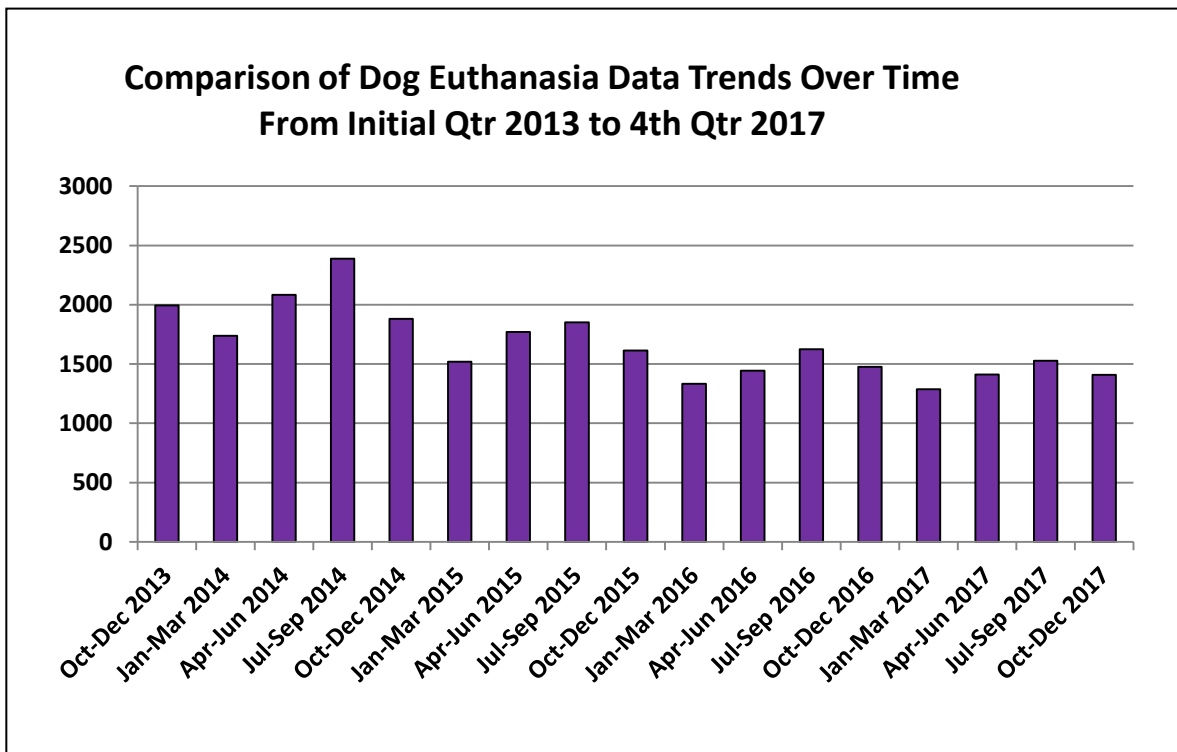
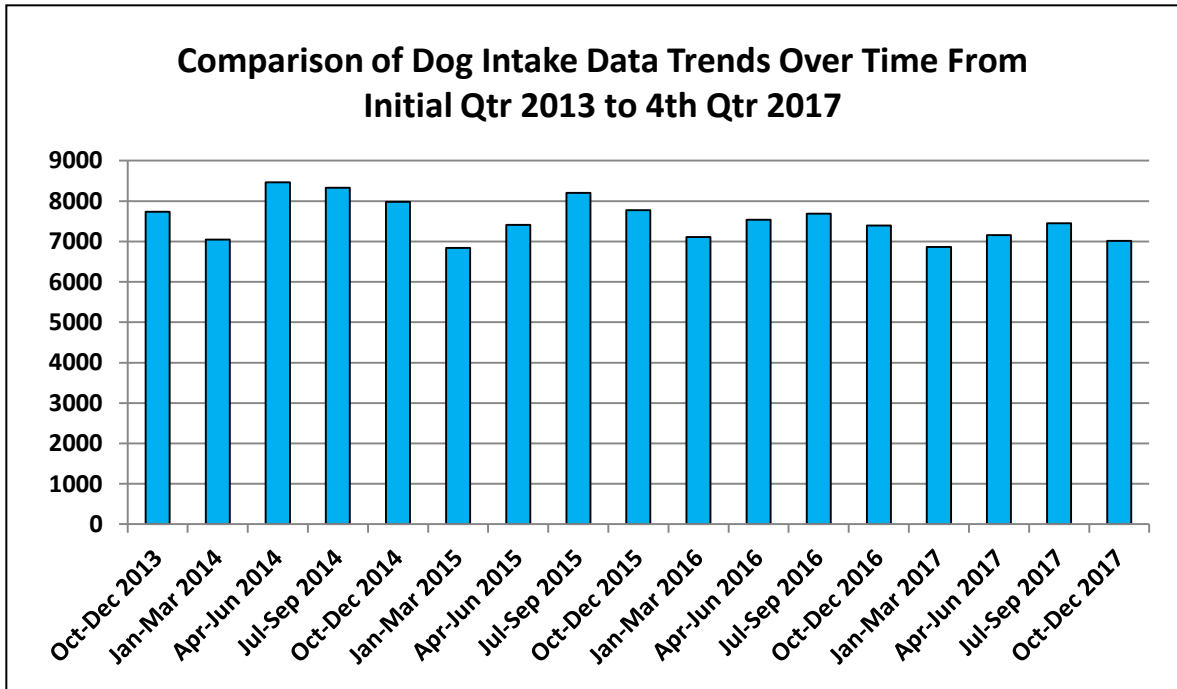
Dog Disposition Data Summary:

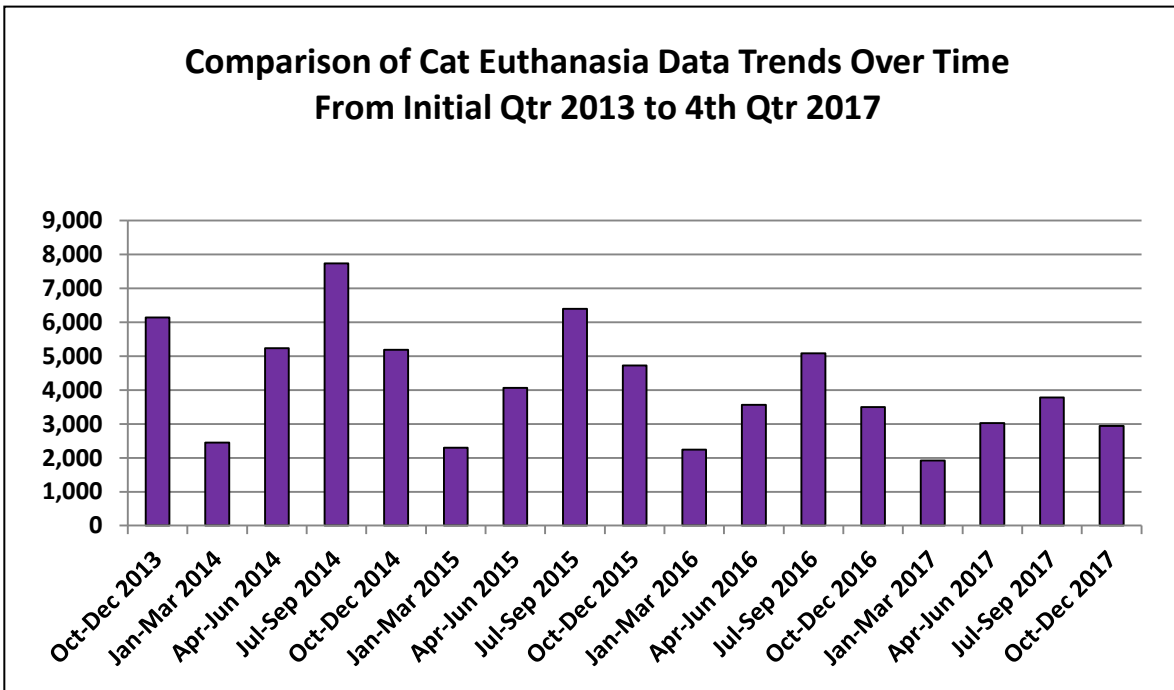
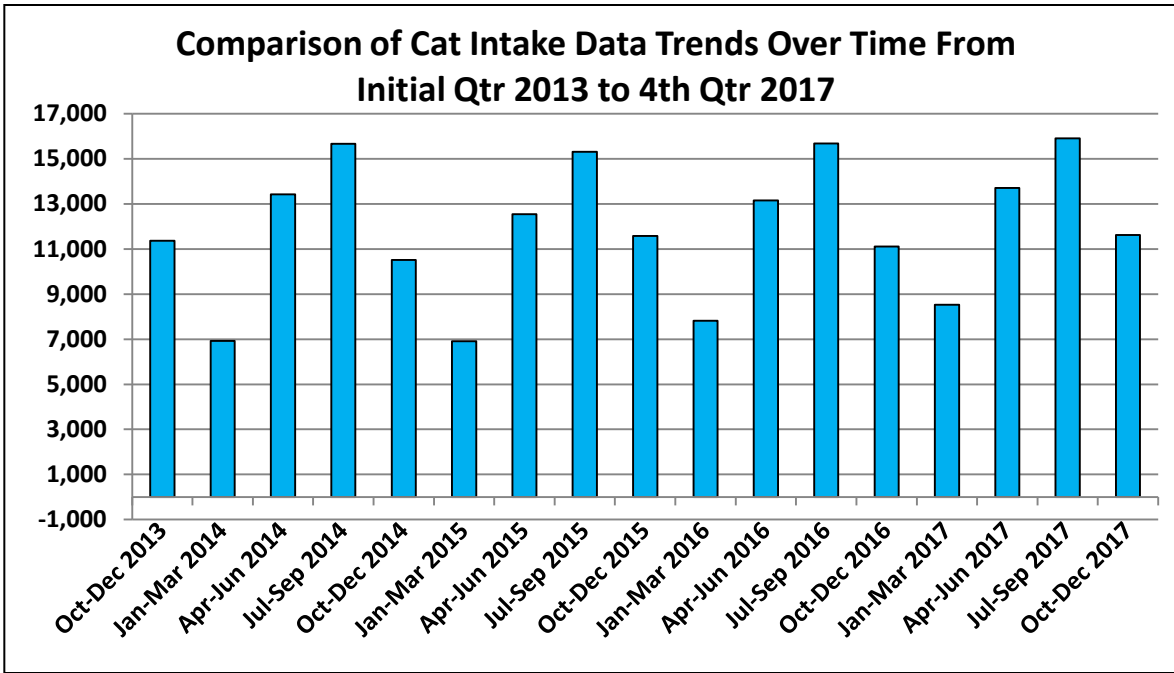


Cat Disposition Data Summary:



The following charts provide comparisons of state-wide dog and cat intake and euthanasia data from the initial quarter (October to December 2013) through the fourth quarter of 2017.





ATTACHMENT 1. LIST OF FACILITIES SENT SURVEY REQUEST AND RESPONDING WITH INFORMATION

Facilities in italics are privately funded and are either voluntarily providing data or are required as a condition of a grant received by the MDA Spay and Neuter Grant Program.

Shelter	Notes:
Allegany County Animal Shelter	
Animal Welfare League of Queen Anne’s County	
Anne Arundel County Animal Control	
Baltimore Animal Rescue and Care Shelter BARCS	
Baltimore County Animal Services	
<i>Baltimore Humane Society</i>	
<i>Baywater Animal Rescue (Dorchester Co)</i>	
Cecil County Animal Services	
Caroline County Humane Society, Inc.	
City of College Park Animal Control	
City of Greenbelt Animal Shelter	
Dorchester County Animal Control	Does not collect cats.
Frederick County Animal Control	
Garrett County Animal Shelter	
Howard County Animal Control	
Humane Society of Carroll County, Inc.	
Humane Society of Harford County	All animals obtained by Harford Co. Animal Control are transferred here.
Humane Society of Kent County	
Humane Society of Somerset County Inc	Handle cats for Somerset Co but not under contract to do so.
Humane Society of Washington County	
<i>Maryland SPCA</i>	
Montgomery County Animal Services and Adoption Center	
Prince Georges County Animal Services	
Somerset County Animal Control	Failed to provide data for this quarter
<i>SPCA of Anne Arundel County</i>	
Talbot Humane	
Tri-County Animal Shelter	Services Charles, St. Mary's and Calvert Cos.
Wicomico County Humane Society	
Worcester County Animal Control	
<i>Worcester County Humane Society</i>	

ATTACHMENT 2. SURVEY FORM
MARYLAND ANIMAL CONTROL SHELTER SURVEY / 1
 (Boxes will expand as you enter text)



Name of Shelter/Facility:

Address:

Name of Shelter Manager:

EMAIL:

Phone:

Name of Person completing this survey:

Activity for Reporting Quarter: October-December, 2017

	DOGS	CATS
A. Live Animal Count at Beginning of Qtr		
LIVE INTAKE DURING QTR:		
B. Stray/At Large		
C. Relinquished by Owner		
D. Owner Requested Euthanasia		
E. Transferred in from another Agency		
F. Other Live Intakes (impounds, births, animals placed in foster care, brought in for TNR, etc)		
G. TOTAL LIVE INTAKE DURING QTR (B+C+D+E+F)		

DISPOSITION DURING QTR:

H. Adoption		
I. Returned to Owner		
J. Transferred to another Agency		
K. Other Live Outcome (includes TNRs released)		
L. Died/Lost in Care		
M. Euthanasia- at Owner's Request		
N. Euthanasia-All other than owner request		
O. TOTAL DISPOSITION DURING QTR		
P. Live Animal Count at End of QTR (includes Fosters). (A+G - O)		

In order to better understand to what degree unowned cats are a source of intake and euthanasia, we need your help. To the best of your abilities, please indicate what percent and/or how much of CAT intake would you consider unowned (i.e. feral, or community cats) animals:

How many of the euthanized cats would you guess are unowned:

1/Pursuant to section 2-1602(H) of the Agriculture Article which states: "Beginning January 14,2014, each county and municipal animal control shelter and each organization that contracts with a county or municipality for animal control shall report quarterly to the Department on a form prescribed by the Department describing for the previous 3 months: (1) The number of cats and dogs taken in; (2) The number of cats and dogs disposed of, broken down by method of disposal, including euthanasia; and (3) Any other relevant data the Department requires."Please return completed survey by email attachment to mda.spavandneuter@maryland.gov or by mail to Maryland Department of Agriculture, Marketing Department (Spay and Neuter Program), 50 Harry S Truman Parkway, Annapolis, MD 21401. Questions call Jane Mallory 410-481-5766 email: Jane.Mallory@maryland.gov .